



















Galpa Export Ecor Ceiling-Floor Units

G1111.18CT  Ceiling/Floor 18.000 Btu R22 230v/60hz/1ph Ecor Nptc018c10b	G1111.24CT  Ceiling/Floor 24.000btu R22 230v/60hz/1ph Ecor Nptc024c10b	G1111.24CT410  Ceiling/Floor 24.000btu R410 230v/60hz/1ph Ecor Eptc024c10b	G1111.36CT  Ceiling/Floor 36.000btu R22 230v/60hz/1ph Ecor Nptc036c10b	G1111.EPTC036H13E  Ceiling/Floor 36.000btu R410 220-230/50hz/1ph Cooling/Heating Ecor Eptc036h13e
G1111.36CT410-501  Ceiling/Floor 36.000btu R410 230v/50hz/1ph Ecor Eptc036c10e	G1111.36CT410-503  Ceiling/Floor 36.000btu R410 230v/50hz/3ph Cooling/Heating Ecor Eptc036c10i	G1111.36CT410  Ceiling/Floor 36.000btu R410 230v/60hz/1ph Ecor Eptc036c10b	G1111.48CT  Ceiling/Floor 48.000btu R22 230v/60hz/1ph Ecor Nptc048c10b	G1111.48CT410  Ceiling/Floor 48.000btu R22/R410 230v/60hz/1ph Ecor EPTC048C10B
G1111.EPTC048H13E  Ceiling/Floor 48.000btu R410 220-240/50hz/1ph Cooling/Heating Ecor Eptc048h13e	G1111.48CT410-503  Ceiling/Floor 48.000btu R410 230v/50hz/3ph Cooling/Heating Ecor Eptc048h10i	G1111.60CT  Ceiling/Floor 60.000btu R22 230v/60hz/1ph Ecor Nptc060c10b	G1111.60CT410  Ceiling/Floor 60.000btu R22/R410 230v/60hz/1ph Ecor Eptc060c10b	G1111.EPTC060H13E  Ceiling/Floor 60.000btu R410 220-240/50hz/1ph Cooling/Heating Ecor Eptc060h13e
G1111.60CT410-503  Ceiling/Floor 60.000btu R410 230v/50hz/3ph Cooling/Heating Ecor Eptc060h10i				