





















Galpa Export CLEARANCE INDUSTRIAL DIVISION

<p>GN3-203-CS-U</p>  <p>TECO COMPACT AC DRIVE 3HP 10.5 AMP 230V/1PH N3-203-CS-U</p>	<p>GJNEV-402-H3</p>  <p>TECO EV MICRO DRIVE 2HP 3.8 AMP 460V/3PH JNEV-402-H3</p>	<p>GJNEV-203-H1</p>  <p>TECO EV MICRO DRIVE 3HP 10.5 AMP 230V/1PH FM50-203-C / JNEV-203-H1</p>	<p>GJNEV-203-H3</p>  <p>TECO EV MICRO DRIVE 3HP 10.5 AMP 230V/3PH JNEV-203-H3</p>	<p>GJNEV-403-H3</p>  <p>TECO EV MICRO DRIVE 3HP 5.2 AMP 460V/3PH JNEV-403-H3</p>
<p>GF510-2015-C3</p>  <p>TECO FAN AND PUMP AC DRIVE 15HP 40 AMP 230V/3PH F510-2015-C3-U</p>	<p>GF510-2020-C3</p>  <p>TECO FAN AND PUMP AC DRIVE 20HP 56 AMP 230V/3PH F510-2020-C3-U</p>	<p>GA510-4008-C3</p>  <p>TECO HEAVY-DUTY AC DRIVE 7.5HP 14.8 AMP 460V/3PH A510-4008-C3-U</p>	<p>GL510-101-H1-N</p>  <p>TECO MEDIUM DUTY MICRO DRIVE 1HP 4.3 AMP 115V/1PH L510-101-H1-N</p>	<p>GL510-201-H3-N</p>  <p>TECO MEDIUM DUTY MICRO DRIVE 1HP 4.3 AMP 230V/3PH IP20 L510-201-H3-N</p>
<p>GL510-202-H1-N</p>  <p>TECO MEDIUM DUTY MICRO DRIVE 2HP 7.5 AMP 230V/1PH IP20 L510-202-H1-U L510-202-H1-N JNEV-202-H1</p>	<p>GL510-202-H3-N</p>  <p>TECO MEDIUM DUTY MICRO DRIVE 2HP 7.5 AMP 230V/3PH IP20 L510-202-H3-N</p>	<p>GNP0154</p>  <p>TECO WESTINGHOUSE MAX-PE PREMIUM EFFICIENCY TEFC INVERTER DUTY MOTOR 15HP, 1800 RPM, 254T, 230/460V NP0154</p>	<p>GNP0204</p>  <p>TECO WESTINGHOUSE MAX-PE PREMIUM EFFICIENCY TEFC INVERTER DUTY MOTOR 20HP, 1800 RPM, 256T, 230/460V NP0204</p>	<p>GDJP0106</p>  <p>TECO WESTINGHOUSE ROLLED STEEL JP/JM EPACT ODP MOTOR 10HP, 1200 RPM, 256JP, 230/460V DJP0106</p>
<p>GDJP0104</p>  <p>TECO WESTINGHOUSE ROLLED STEEL JP/JM EPACT ODP MOTOR 10HP, 1800 RPM, 215JP, 230/460V DJP0104</p>	<p>GDJP0156</p>  <p>TECO WESTINGHOUSE ROLLED STEEL JP/JM EPACT ODP MOTOR 15HP, 1200 RPM, 284JP, 230/460V DJP0156</p>	<p>GDJP0154</p>  <p>TECO WESTINGHOUSE ROLLED STEEL JP/JM EPACT ODP MOTOR 15HP, 1800 RPM, 254JP, 230/460V DJP0154</p>	<p>GDJP756</p>  <p>TECO WESTINGHOUSE ROLLED STEEL JP/JM EPACT ODP MOTOR 7.5HP, 1200 RPM, 254JP, 230/460V DJP7/56</p>	<p>GDJP754</p>  <p>TECO WESTINGHOUSE ROLLED STEEL JP/JM EPACT ODP MOTOR 7.5HP, 1800 RPM, 213JP, 230/460V DJP7/54</p>
<p>GDTP0154</p>  <p>TECO WESTINGHOUSE ROLLED STEEL ODP NEMA PREMIUM MOTOR 15HP, 1800 RPM, 143T, 230/460V DTP0154</p>	<p>GDTP0014</p>  <p>TECO WESTINGHOUSE ROLLED STEEL ODP NEMA PREMIUM MOTOR 1HP, 1800 RPM, 143T, 230/460V DTP0014</p>	<p>GDTP0034</p>  <p>TECO WESTINGHOUSE ROLLED STEEL ODP NEMA PREMIUM MOTOR 3HP, 1800 RPM, 182T, 230/460V DTP0034</p>	<p>GDTP756</p>  <p>TECO WESTINGHOUSE ROLLED STEEL ODP NEMA PREMIUM MOTOR 7.5HP, 1200 RPM, 254T, 230/460V DTP7/56</p>	<p>GDTP754</p>  <p>TECO WESTINGHOUSE ROLLED STEEL ODP NEMA PREMIUM MOTOR 7.5HP, 1800 RPM, 213T, 230/460V DTP7/54</p>
<p>GS154</p> <p>TECO WESTINGHOUSE SINGLE PHASE TEFC MOTOR 1.5HP, 1800 RPM, 145T, 115/230V S1/54</p>	<p>GS054</p> <p>TECO WESTINGHOUSE SINGLE PHASE TEFC MOTOR 1/2HP, 1800 RPM, 56, 115/230V S0/54</p>	<p>GS0014</p> <p>TECO WESTINGHOUSE SINGLE PHASE TEFC MOTOR 1HP, 1800 RPM, 56, 115/230V S0014</p>	<p>GS0024</p> <p>TECO WESTINGHOUSE SINGLE PHASE TEFC MOTOR 2HP, 1800 RPM, 182T, 115/230V S0024</p>	<p>GS074</p> <p>TECO WESTINGHOUSE SINGLE PHASE TEFC MOTOR 3/4HP, 1800 RPM, 56, 115/230V S0/74</p>