











Galpa Export KENMORE WASHING MACHINE PARTS

<p>G0230.411</p>  <p>0230.411</p>	<p>G0234.14</p>  <p>0234.14</p>	<p>G0234.801</p>  <p>0234.801</p>	<p>G0240.3</p>  <p>0240.3</p>	<p>G0350.1</p>  <p>0350.1</p>
<p>G0355.011</p>  <p>0355.011</p>	<p>G0355.012</p>  <p>0355.012</p>	<p>G0355.025</p>  <p>0355.025</p>	<p>G0431.1</p>  <p>0431.1</p>	<p>G0431.2</p>  <p>0431.2</p>
<p>G0432.211</p>  <p>0432.211</p>	<p>G0432.212</p>  <p>0432.212</p>	<p>G0535.200</p>  <p>0535.200</p>	<p>G0535.201</p>  <p>0535.201</p>	<p>G0540.1</p>  <p>0540.1</p>
<p>G0737.17</p>  <p>0737.17</p>	<p>G1430.152</p>  <p>1430.152</p>	<p>G1833.5</p>  <p>1833.5</p>	<p>G1833.9</p>  <p>1833.9</p>	<p>G2133.444</p>  <p>2133.444</p>
<p>G2133.445</p>  <p>2133.445</p>	<p>G2233.538</p>  <p>2233.538</p>	<p>G2233.999</p>  <p>2233.999</p>	<p>G2240.4</p>  <p>2240.4</p>	<p>G2742.111</p>  <p>2742.111</p>
<p>G0535.308</p>  <p>900049</p>	<p>G0535.307</p>  <p>900153</p>	<p>G0135.406</p>  <p>AGITATOR FOR KENMORE</p>	<p>G0230.495</p>  <p>BASE FOR KENMORE</p>	<p>G0355.921</p> <p>BEARING (WHIRL. OLD MODEL) IRCEGA 350920AP</p>



Galpa Export KENMORE WASHING MACHINE PARTS

<p>G0231.9618</p>  <p>BEARING CENTER POST (1) ONLY ONE BEARING</p>	<p>G0339.405</p>  <p>BELT WASH. M. (WH. OLD MODELS) 95405 FSP</p>	<p>G0339.456</p>  <p>BELT WASH. M. (WH. OLD MODELS) APPLI PARTS LWH-405</p>	<p>G8181670</p>  <p>BELT WASH. M. 8181670 / 8182633/ W10388414</p>	<p>GW10192984</p>  <p>BELT WASH. M. W10192984</p>
<p>G0330.6110</p>  <p>CAM WHIRLPOOL AGITATE INSIDE GEARCASE</p>	<p>G0331.2</p>  <p>CLUTCH KENMORE IRCEGA</p>	<p>G0331.21</p>  <p>CLUTCH KENMORE IRCEGA</p>	<p>G0355.015</p>  <p>HOSE CONECTOR KENMORE</p>	<p>G2038.201S</p>  <p>KENMORE AGITATOR SPRING</p>
<p>G0333.2</p>  <p>KENMORE ARNES 0333.2</p>	<p>G0333.6</p>  <p>KENMORE ARNES 0333.6</p>	<p>G0333.5</p>  <p>KENMORE ARNES CONNECTOR 0333.5</p>	<p>G0230.9</p>  <p>KENMORE BASE</p>	<p>G0230.481</p>  <p>KENMORE BASE IRCEGA</p>
<p>G2230.701</p>  <p>KENMORE BLACK AGITATOR LID</p>	<p>G2038.211</p>  <p>KENMORE CAM SPRING</p>	<p>G1840.321</p>  <p>KENMORE CLUTCH PULLEY</p>	<p>G2038.221</p>  <p>KENMORE CLUTCH SPRING IRCEGA</p>	<p>G1431.013</p>  <p>KENMORE DRAIN HOSE</p>
<p>G0235.2</p>  <p>KENMORE DRIVE BLOCK 350211AP IRCEGA</p>	<p>G0235.3</p>  <p>KENMORE DRIVE GUIDE BLOCK IRCEGA</p>	<p>G1840.311</p>  <p>KENMORE DRIVING PULLEY</p>	<p>G2038.225</p>  <p>KENMORE DRUM SPRING IRCEGA</p>	<p>G1431.017</p>  <p>KENMORE FILTER HOSE</p>
<p>G1845.IN</p>  <p>KENMORE FRONT LEVELING LEG</p>	<p>G1833.6</p>  <p>KENMORE KNOB</p>	<p>G21701006</p>  <p>KENMORE KNOB</p>	<p>G2231.312</p>  <p>KENMORE LOWER DRUM</p>	<p>G1840.32</p>  <p>KENMORE MOTOR PULLEY</p>











Galpa Export KENMORE WASHING MACHINE PARTS

<p>G1840.322</p>  <p>KENMORE MOTOR PULLEY</p>	<p>G1431.007</p>  <p>KENMORE PUMP HOSE</p>	<p>G1431.001</p>  <p>KENMORE PUMP HOSE</p>	<p>G0241.4</p>  <p>KENMORE PUMP IRCEGA 350367AP</p>	<p>G1840.355</p>  <p>KENMORE PUMP PULEY</p>
<p>G1845.INT</p>  <p>KENMORE REAR LEVELING LEG</p>	<p>G1431.008</p>  <p>KENMORE RECIRCULATION HOSE</p>	<p>G2233.06</p>  <p>KENMORE SCREW</p>	<p>G2233.112</p>  <p>KENMORE SCREW 3/8</p>	<p>G0531.606</p> <p>KENMORE SHAFT</p>
<p>G0531.603</p>  <p>KENMORE SHAFT</p>	<p>G0531.602</p>  <p>KENMORE SHAFT</p>	<p>G2038.201</p>  <p>KENMORE SPRING 285672K IRCEGA</p>	<p>G2131.331</p>  <p>KENMORE SPRING AND SEAL 92814 / 285672</p>	<p>G2131.9</p>  <p>KENMORE TRANSMISSION SEAL 359449AP</p>
<p>G1431.225</p>  <p>KENMORE TUB HOSE</p>	<p>G1431.211</p>  <p>KENMORE TUB HOSE</p>	<p>G1431.200</p>  <p>KENMORE TUB SEAL HOSE</p>	<p>G2231.311</p>  <p>KENMORE UPPER DRUM</p>	<p>G1431.005</p>  <p>KENMORE VALVE HOSE</p>
<p>G2230.702</p>  <p>KENMORE WHITE AGITATOR LID</p>	<p>G0230.485</p>  <p>KENMORE BASE 96384AP APPLI PARTS</p>	<p>G0138.225</p>  <p>LAINNING KENMORE</p>	<p>GW10124096</p> <p>MOTOR FAN WHIRLPOOL W10124096</p>	<p>G1830.151</p>  <p>PIN WIG WAG KENMORE</p>
<p>G0332.201</p>  <p>PINION GEAR IRCEGA</p>	<p>G1834.211</p> <p>PINION KENMORE IRCEGA</p>	<p>G1834.202</p>  <p>PINION KENMORE SMALL</p>	<p>G1834.201</p>  <p>PINION KENMORE TALL</p>	<p>G1430.151</p>  <p>PLUNJET IRCEGA</p>



Galpa Export KENMORE WASHING MACHINE PARTS

<p>G1430.153</p>  <p>PLUNJET KENMORE IRCEGA</p>	<p>G0241.2</p>  <p>PUMP KENMORE IRCEGA 2 PORTS 350365AP</p>	<p>G0120.121</p>  <p>RING</p>	<p>G0120.120</p>  <p>RING</p>	<p>G0120.119</p>  <p>RING</p>
<p>G0138.2</p>  <p>RING KENMORE</p>	<p>G92814</p>  <p>SEAL FSP 92814</p>	<p>G2131.32</p>  <p>SEAL WHIRL. EXTERIOR SPIN OLD MODEL APPLI PARTS</p>	<p>G2131.31</p>  <p>SEAL WHIRLPOOL INSIDE SPIN 91939 AP APPLI PARTS</p>	<p>G0138.201</p>  <p>SHAFT</p>
<p>G0231.252N</p>  <p>SLEEVE 518</p>	<p>G0231.26</p>  <p>SLEEVE 519</p>	<p>G0231.25</p>  <p>SLEEVE 520</p>	<p>G0231.27</p>  <p>SLEEVE 522</p>	<p>G0231.9619</p>  <p>SLEEVE 9619 (550+551)</p>
<p>G0330.501</p>  <p>SPIN TUBE IRCEGA</p>	<p>G0330.502</p>  <p>SPIN TUBE KENMORE IRCEGA</p>	<p>G2140.402</p>  <p>SWITCH</p>	<p>G279347</p>  <p>SWITCH LID WASH. M. WHIRLPOOL KIT 279347 / W10820036</p>	<p>G2430.1</p>  <p>VALVE KENMORE IRCEGA 20599001</p>
<p>G1430.11</p>  <p>WIG WAG IRCEGA 89814I</p>				