


































# Galpa Export HVAC/R US MOTORS

<p><b>G2832</b></p> <p>US MOTOR 1/10HP 1050RPM 6POLES 2SHAFT 5SPEED 5DIAMETER CW 115V/60HZ/1PH 5mfd/370vac Run Capacitor FAN COIL K048FGM0192013B / <b>G0850</b></p>	<p><b>G2817</b></p> <p>US MOTOR 1/10HP 1550RPM 6POLES 2SHAFT 3SPEED 5DIAMETER CCW 115V/60HZ/1PH FAN COIL F048FGM2658021B / F048FGM-2658 <b>G9656</b></p>	<p><b>G9721</b></p>  <p>US MOTOR 1/12 1/15 1/20HP 1550RPM 4POLES 1SHAFT OAO ENCLOSURE 3.3DIAMETER REVERSIBLE 115V/230V/50-60HZ/1PH 9721 K03SDGV1434014B <b>G9648</b></p>	<p><b>G9664</b></p>  <p>US MOTOR 1/12 1/20HP 1550RPM 4POLES 1SHAFT OAO ENCLOSURE 3.3DIAMETER REVERSIBLE 115V/230V/50-60HZ/1PH 9664 K033WKK1404014B <b>G3852</b></p>	<p><b>G9001</b></p>  <p>US MOTOR 1/15HP 1075RPM 6POLES 2SHAFT 3SPEED 5.6DIAMETER CW 127V/60HZ/1PH 5mfd/370vac Run Capacitor FAN COIL 6159-9001 K055JCG9001013N <b>G1865</b></p>
<p>US MOTOR 1/15HP 1100RPM 6POLES 2SHAFT 3SPEED 5.6DIAMETER CCW 220V/60HZ/1PH 5mfd/370vac Run Capacitor FAN COIL 6851-0850 <b>G1973</b></p>	<p>US MOTOR 1/15HP 1550RPM 4POLES 1SHAFT OAO ENCLOSURE 3.3DIAMETER REVERSIBLE 230V/50-60HZ/1PH 2mfd/450vac Run Capacitor <b>G1878</b></p>	<p>US MOTOR 1/20HP 1550RPM 4POLES 1SHAFT OAO ENCLOSURE 3.3DIAMETER CWSE REVERSIBLE 230V/60HZ/1PH 3mfd/370vac Run Capacitor 9648 <b>G1862</b></p>	 <p>US MOTOR 1/2HP 1075RPM 6POLES 1SHAFT OAO ENCLOSURE 1SPEED 5.6DIAMETER CCW LEAD END REV 208-230V/60HZ/1PH 7.5mfd/370vac Run <b>G3738</b></p>	 <p>US MOTOR 1/2HP 1075RPM 6POLES 1SHAFT OAO ENCLOSURE 3SPEED 5.6DIAMETER CCW LEAD END REV 115V/60HZ/1PH 10mfd/370vac Run <b>G3136</b></p>
 <p>US MOTOR 1/2HP 1075RPM 6POLES 1SHAFT OAO ENCLOSURE 3SPEED 5.6DIAMETER REVERSIBLE 208-230V/60HZ/1PH 10mfd/370vac Run <b>G1695</b></p>	<p>US MOTOR 1/2HP 1075RPM 6POLES 1SHAFT TEAO ENCLOSURE 1SPEED 5.5DIAMETER CCW LEAD END REV 208-230V/60HZ/1PH 10mfd/370vac Run <b>G1892</b></p>	 <p>US MOTOR 1/2HP 1075RPM 6POLES 1SHAFT TEAO ENCLOSURE 1SPEED 5.6DIAMETER CCW LEAD END REV 208-230V/60HZ/1PH 10mfd/370vac Run <b>G1899</b></p>	 <p>US MOTOR 1/2HP 1075RPM 6POLES 1SHAFT TEAO ENCLOSURE 1SPEED 5.6DIAMETER CW/CCW 460V/60HZ/1PH 10mfd/370vac Run <b>G7041</b></p>	 <p>US MOTOR 1/2HP 1075RPM 6POLES 2SHAFT ODP ENCLOSURE 3SPEED 5.6DIAMETER CCW LEAD END 230V/60HZ/1PH 5mfd/370vac Run Capacitor 3136 <b>G1870</b></p>
 <p>US MOTOR 1/2HP 1625RPM 4POLES 1SHAFT OPAO ENCLOSURE 3SPEED 5.6DIAMETER CCW LEAD END REV 208-230V/60HZ/1PH 7.5mfd/370vac Run <b>G1875</b></p>	 <p>US MOTOR 1/2HP 1625RPM 4POLES 1SHAFT TEAO ENCLOSURE 1SPEED 5.6DIAMETER CCW LEAD END REV 208-230V/60HZ/1PH 5mfd/370vac Run Capacitor <b>G1864</b></p>	 <p>US MOTOR 1/2HP 1725RPM 4POLES 1SHAFT TEAO ENCLOSURE 1SPEED 5.6DIAMETER 48 FRAME CCW LEAD END REV 115-230V/60HZ/1PH 7.5mfd/370vac Run <b>G1972</b></p>	 <p>US MOTOR 1/2HP 825RPM 8POLES 1SHAFT OPEN ENCLOSURE 1SPEED 5.6DIAMETER REVERSIBLE 208-230V/60HZ/1PH 12.5mfd/370vac Run <b>G6880</b></p>	<p>US MOTOR 1/2HP 825RPM 8POLES 1SHAFT TEAO ENCLOSURE 1SPEED 5.5DIAMETER CCW LEAD END REV 208-230V/60HZ/1PH 12.5mfd/370vac Run <b>G1861</b></p>
<p>US MOTOR 1/3-1/5HP 825RPM 8POLES 1SHAFT TENV ENCLOSURE 1SPEED 5.5DIAMETER CCW LEAD END REV 208-230V/60HZ/1PH 7.5mfd/370vac Run <b>G3737</b></p>	 <p>US MOTOR 1/3HP 1075RPM 6POLES 1SHAFT OAO ENCLOSURE 3SPEED 5.6DIAMETER CCW LEAD END REV 115V/60HZ/1PH 7.5mfd/370vac Run <b>G3135</b></p>	 <p>US MOTOR 1/3HP 1075RPM 6POLES 1SHAFT OAO ENCLOSURE 3SPEED 5.6DIAMETER CCW LEAD END REV 208-230V/60HZ/1PH 7.5mfd/370vac Run <b>G4811</b></p>	 <p>US MOTOR 1/3HP 1075RPM 6POLES 1SHAFT OPDP ENCLOSURE 1SPEED 5.6DIAMETER 208-230V/60HZ/1PH 5mfd/370vac Run Capacitor <b>G1891</b></p>	 <p>US MOTOR 1/3HP 1075RPM 6POLES 1SHAFT TEAO ENCLOSURE 1SPEED 5.6DIAMETER CCW LEAD END REV 208-230V/60HZ/1PH 7.5mfd/370vac Run <b>G1874</b></p>
 <p>US MOTOR 1/3HP 1075RPM 6POLES 1SHAFT TEAO ENCLOSURE 1SPEED 5.6DIAMETER CW LEAD END REV 460V/60HZ/1PH 7.5mfd/370vac Run <b>G1877</b></p>	 <p>US MOTOR 1/3HP 1075RPM 6POLES 2SHAFT ODP ENCLOSURE 3SPEED 5.6DIAMETER CCW LEAD END 230V/60HZ/1PH 5mfd/370vac Run Capacitor 3135 <b>G1874</b></p>	 <p>US MOTOR 1/3HP 1625RPM 4POLES 1SHAFT ODP ENCLOSURE 1SPEED 5.6DIAMETER CCW LEAD END REV 230V/60HZ/1PH 5mfd/370vac Run Capacitor <b>G1874</b></p>	 <p>US MOTOR 1/3HP 1625RPM 4POLES 1SHAFT TEAO ENCLOSURE 1SPEED 5.6DIAMETER CCW LEAD END REV 208-230V/60HZ/1PH 7.5mfd/370vac Run <b>G1874</b></p>	 <p>US MOTOR 1/4-1/8HP 825RPM 8POLES 1SHAFT TENV ENCLOSURE 1SPEED 5.5DIAMETER CCW LEAD END REV 208-230V/60HZ/1PH 5mfd/370vac Run Capacitor <b>G1874</b></p>











# Galpa Export HVAC/R US MOTORS

<p><b>G1863</b></p>  <p>US MOTOR 1/4HP 1075RPM 6POLES 1SHAFT OAO ENCLOSURE 3SPEED 5.6DIAMETER CCW LEAD END REV 115V/60HZ/1PH 7.5mfd/370vac Run</p>	<p><b>G1971</b></p>  <p>US MOTOR 1/4HP 1075RPM 6POLES 1SHAFT OAO ENCLOSURE 3SPEED 5.6DIAMETER CCW LEAD END REV 208-230V/60HZ/1PH 7.5mfd/370vac Run</p>	<p><b>G3851</b></p>  <p>US MOTOR 1/4HP 1075RPM 6POLES 1SHAFT OPEN ENCLOSURE 1SPEED 5.6DIAMETER CCW LEAD END REV 208-230V/60HZ/1PH 5mfd/370vac Run Capacitor</p>	<p><b>G1876</b></p>  <p>US MOTOR 1/4HP 1075RPM 6POLES 1SHAFT TEAO ENCLOSURE 1SPEED 5.5DIAMETER CCW LEAD END REV 208-230V/60HZ/1PH 5mfd/370vac Run Capacitor</p>	<p><b>G1860</b></p>  <p>US MOTOR 1/4HP 1075RPM 6POLES 1SHAFT TEAO ENCLOSURE 1SPEED 5.6DIAMETER CCW LEAD END REV 208-230V/60HZ/1PH 5mfd/370vac Run Capacitor</p>
<p><b>G3736</b></p>  <p>US MOTOR 1/4HP 1075RPM 6POLES 1SHAFT TEAO ENCLOSURE 1SPEED 5.6DIAMETER CW LEAD END REV 460V/60HZ/1PH 7.5mfd/370vac Run</p>	<p><b>G3134</b></p>  <p>US MOTOR 1/4HP 1075RPM 6POLES 2SHAFT ODP ENCLOSURE 3SPEED 5.6DIAMETER CCW LEAD END 230V/60HZ/1PH 5mfd/370vac Run Capacitor 3134</p>	<p><b>GCA3408</b></p>  <p>US MOTOR 1/4HP 1100RPM 6POLES 1SHAFT TEAO ENCLOSURE 1SPEED 5.5DIAMETER CW LEAD END REV 208-230V/60HZ/1PH 5mfd/370vac Run Capacitor</p>	<p><b>G8330</b></p>  <p>US MOTOR 1/4HP 1350 / 1625 RPM 4POLES 1SHAFT TEAO ENCLOSURE 1SPEED 5.6DIAMETER CW LEAD END REV 230V/50-60HZ/1PH 4mfd/370vac Run Capacitor</p>	<p><b>G1890</b></p>  <p>US MOTOR 1/4HP 1625RPM 4POLES 1SHAFT TEAO ENCLOSURE 1SPEED 5.6DIAMETER REVERSIBLE 208-230V/60HZ/1PH 5mfd/370vac Run Capacitor</p>
<p><b>G1859</b></p>  <p>US MOTOR 1/6HP 1075RPM 6POLES 1SHAFT TEAO ENCLOSURE 1SPEED 5.6DIAMETER CW LEAD END REV 208-230V/60HZ/1PH 5mfd/370vac Run Capacitor</p>	<p><b>G9000</b></p>  <p>US MOTOR 1/6HP 1075RPM 6POLES 2SHAFT 3SPEED 5.6DIAMETER CW 127V/60HZ/1PH 4mfd/370vac Run Capacitor FAN COIL</p>	<p><b>GNAL1016</b></p>  <p>US MOTOR 1/6HP 1075RPM 6POLES 2SHAFT ODP ENCLOSURE 3SPEED 5.6DIAMETER CCW LEAD END 115V/60HZ/1PH 5mfd/370vac Run Capacitor NAL1016</p>	<p><b>G3133</b></p>  <p>US MOTOR 1/6HP 1075RPM 6POLES 2SHAFT ODP ENCLOSURE 3SPEED 5.6DIAMETER CCW LEAD END 230V/60HZ/1PH 4mfd/370vac Run Capacitor 3133</p>	<p><b>G9269</b></p>  <p>US MOTOR 1/6HP 1500RPM 6POLES 2SHAFT 4SPEED 5.6DIAMETER CCW LEAD END 127V/60HZ/1PH 5mfd/370vac Run Capacitor 6213-9269</p>
<p><b>G722P</b></p>  <p>US MOTOR 1/6HP 1550RPM 4POLES 1SHAFT ODP ENCLOSURE 1SPEED 5DIAMETER CW LEAD END 115V/230V/60HZ/1PH 5mfd/370vac Run Capacitor</p>	<p><b>G1873</b></p>  <p>US MOTOR 1/6HP 825RPM 8POLES 1SHAFT TEAO ENCLOSURE 1SPEED 5.5DIAMETER CCW LEAD END REV 208-230V/60HZ/1PH 5mfd/370vac Run Capacitor</p>	<p><b>G1180</b></p>  <p>US MOTOR 1/8HP 1550RPM 4POLES 2SHAFT 3SPEED 5DIAMETER OAO ENCLOSURE CW 115V/60HZ/1PH 5mfd/370vac Run Capacitor 1180 K048SNF0197013B</p>	<p><b>G8906</b></p>  <p>US MOTOR 1HP 1075RPM 6POLES 1SHAFT OAO ENCLOSURE 3SPEED 5.6DIAMETER CCW LEAD END REV 115V/60HZ/1PH 20mfd/370vac Run</p>	<p><b>G8907</b></p>  <p>US MOTOR 1HP 1075RPM 6POLES 1SHAFT OAO ENCLOSURE 3SPEED 5.6DIAMETER CCW LEAD END REV 208-230V/60HZ/1PH 20mfd/370vac Run Capacitor</p>
<p><b>G3565</b></p>  <p>US MOTOR 1HP 1075RPM 6POLES 1SHAFT ODP ENCLOSURE 1SPEED 6.3DIAMETER CW LEAD END REV 208-230V/60HZ/1PH 17.5mfd/370vac Run</p>	<p><b>G1888</b></p>  <p>US MOTOR 1HP 1075RPM 6POLES 1SHAFT ODP ENCLOSURE 1SPEED REV 208-230V/60HZ/1PH 15mfd/370vac Run Capacitor, For Condensing</p>	<p><b>G1376</b></p>  <p>US MOTOR 1HP 1125RPM 6POLES 1SHAFT 1SPEED 5.6DIAMETER CCW LEAD END REV 208-230V/460V/60HZ/1PH 25mfd/370vac Run</p>	<p><b>G2574</b></p>  <p>US MOTOR 1HP 1725RPM 4-6POLES 1SHAFT ODP ENCLOSURE 2SPEED 6.3DIAMETER CCW LEAD END REV 115V/60HZ/1PH 2574 C063SSH4583722B</p>	<p><b>G8904</b></p>  <p>US MOTOR 3/4HP 1075RPM 6POLES 1SHAFT OAO ENCLOSURE 3SPEED 5.6DIAMETER CCW LEAD END REV 115V/60HZ/1PH 15mfd/370vac Run</p>
<p><b>G8905</b></p>  <p>US MOTOR 3/4HP 1075RPM 6POLES 1SHAFT OAO ENCLOSURE 3SPEED 5.6DIAMETER CCW LEAD END REV 208-230V/60HZ/1PH 15mfd/370vac Run</p>	<p><b>G8665</b></p>  <p>US MOTOR 3/4HP 1075RPM 6POLES 1SHAFT OPEN ENCLOSURE 1SPEED 5.6DIAMETER CCW LEAD END REV 230V/60HZ/1PH 12.5mfd/370vac Run</p>	<p><b>G3097</b></p>  <p>US MOTOR 3/4HP 1075RPM 6POLES 1SHAFT OPEN ENCLOSURE 1SPEED 5.6DIAMETER REVERSIBLE 208-230V/60HZ/1PH 10mfd/370vac Run</p>	<p><b>G1879</b></p>  <p>US MOTOR 3/4HP 1075RPM 6POLES 1SHAFT TEAO ENCLOSURE 1SPEED 5.5DIAMETER CCW LEAD END REV 208-230V/60HZ/1PH 10mfd/370vac Run</p>	<p><b>G2202</b></p>  <p>US MOTOR 3/4HP 1075RPM 6POLES 1SHAFT TEAO ENCLOSURE 1SPEED 5.6DIAMETER CCW LEAD END REV 208-230V/460V/60HZ/1PH</p>






















# Galpa Export HVAC/R US MOTORS

<p><b>G3742</b></p>  <p>US MOTOR 3/4HP 1075RPM 6POLES 1SHAFT TEAO ENCLOSURE 1SPEED 5.6DIAMETER CW LEAD END REV 460V/60HZ/1PH 10mfd/370vac Run <b>GD7C1K</b></p>	<p><b>G1868</b></p>  <p>US MOTOR 3/4HP 1075RPM 6POLES 1SHAFT TEAO ENCLOSURE 1SPEED 5.6DIAMETER REVERSIBLE 208-230V/60HZ/1PH 10mfd/370vac Run <b>G5552ET</b></p>	<p><b>G3913</b></p>  <p>US MOTOR 3/4HP 1140RPM 6POLES 1SHAFT TEAO ENCLOSURE 1SPEED 6.3DIAMETER REVERSIBLE 208-230V/460/50-60HZ/1PH 3913 P063TDA3813015B <b>G1819</b></p>	<p><b>G1697</b></p>  <p>US MOTOR 3/4HP 1625RPM 4POLES 1SHAFT OPAO ENCLOSURE 3SPEED 5.6DIAMETER CCW LEAD END REV 208-230V/60HZ/1PH 5mfd/370vac Run Capacitor <b>G1832V</b></p>	<p><b>G2193</b></p> <p>US MOTOR 3/4HP 920/1100RPM 6POLES 1SHAFT ODP ENCLOSURE 1SPEED 6.3DIAMETER CCW LEAD END REV 208-230V/460/60HZ/3PH 30mfd/440vac Run <b>G5532ET</b></p>
<p>US MOTOR 7.5HP 3600 RPM 2POLES 1SHAFT ODP ENCLOSURE 1SPEED FRAME 184T CCW LEAD END 230V/60HZ/1PH D7C1K CB25</p>	<p>US MOTOR 1-1/2HP 1075RPM 10POLES FRAME48 115V/208-230V/1PH/50-60 REVERSIBLE, RESCUE EcoTech, M055CWL0360012B, 5522ET</p>	<p>US MOTOR 1-1/2HP 1140RPM 6POLES 1SHAFT OAO ENCLOSURE 1SPEED 6.3DIAMETER REVERSIBLE 208-230V/460V/60HZ/3PH 1819V J063BJN0182015B</p>	<p>US MOTOR 1.5HP 850RPM 8POLES 1SHAFT 1SPEED 56 FRAME OAO ENCLOSURE REVERSIBLE CW/CCW 208-230-460V/60HZ/3PH 5mfd/370vac Run Capacitor</p>	<p>US MOTOR 1/2-1/4HP 1075RPM 10POLES FRAME48 115V/208-230V/1PH/50-60 REVERSIBLE, RESCUE EcoTech, M055CYA0372012B, 5532ET</p>
<p><b>G6309</b></p>  <p>US MOTOR 1/2HP 1725RPM 100-120V/200-240V/1PH/60HZ ODP, 6309</p>	<p><b>GPD6006</b></p>  <p>US MOTOR 1/2HP 1725RPM 115V/208-230V/1PH/50-60HZ ODP, PD6006</p>	<p><b>G1790</b></p> <p>US MOTOR 1/2HP 1725RPM 115V/208-230V/1PH/60HZ ODP, 1790</p>	<p><b>G4114</b></p>  <p>US MOTOR 1/2HP 1725RPM 115V/230V/1PH/60HZ ODP, 4114</p>	<p><b>G8431UI</b></p> <p>US MOTOR 1/2HP 1800RPM, 10POLES, 1SHAFT, OPAO ENCLOSURE, ECM 1SPEED, FRAME48, CCW LEAD END 120-240V/60HZ/1PH 8431UI M055DSC0748011B</p>
<p><b>G8430UI</b></p> <p>US MOTOR 1/2HP 1800RPM, 10POLES, 1SHAFT, OPAO ENCLOSURE, ECM 1SPEED, FRAME48, CW LEAD END 120-240V/60HZ/1PH 8430UI</p>	<p><b>G5522ET</b></p> <p>US MOTOR 1/3-1/5HP 1075RPM 10POLES FRAME48 115V/208-230V/1PH/50-60 REVERSIBLE, RESCUE EcoTech, M055CYD0375012B, 5522ET</p>	<p><b>G5561EO</b></p> <p>US MOTOR 1/3-1/5HP 1200RPM 10POLES 1SHAFT 1SPEED FRAME48 CCW LE REV 208-230V/50-60HZ/1PH M055LKZ2338012B 5561EO, Replace HC38GR239</p>	<p><b>G1831</b></p> <p>US MOTOR 1/4HP 1381 OPAO 1625RPM 4 SPEED 208-230V/60HZ</p>	<p><b>G1381</b></p> <p>US MOTOR 1/4HP 1381 OPAO 1625RPM 4 SPEED 208-230V/60HZ</p>
<p><b>G2112</b></p> <p>US MOTOR 16W 115V/50-60HZ/1PH 1550RPM 4POLES 1SHAFT TEAO ENCLOSURE 1SPEED SHADED POLE CWLE 2112 M1800002112000B REPLACES <b>G2125</b></p>	<p><b>G2114</b></p> <p>US MOTOR 16W 1550RPM 4POLES 1SHAFT TEAO ENCLOSURE 1SPEED SHADED POLE CWLE 230V/50-60HZ/1PH 2114 M187452810000B <b>G2126</b></p>	<p><b>G8451UI</b></p> <p>US MOTOR 1HP 1800RPM, 10POLES, 1SHAFT, OPAO ENCLOSURE, ECM 1SPEED, FRAME48, CCW LEAD END 120-240V/60HZ/1PH 8451UI M055DSJ0754011B <b>G1815P</b></p>	<p><b>G8450UI</b></p> <p>US MOTOR 1HP 1800RPM, 10POLES, 1SHAFT, OPAO ENCLOSURE, ECM 1SPEED, FRAME48, CW LEAD END 120-240V/60HZ/1PH 8450UI</p>	<p><b>G2102</b></p> <p>US MOTOR 2.5W 115V/50-60HZ/1PH 1550RPM 4POLES 1SHAFT TEAO ENCLOSURE 1SPEED SHADED POLE CWLE 2102 M1800002102000B/5111 <b>G6313</b></p>
<p>US MOTOR 25W 115V/60HZ/1PH 1550RPM 4POLES 1SHAFT TEAO ENCLOSURE 1SPEED SHADED POLE CWLE 2125 M1800002125000B</p>	<p>US MOTOR 25W 230V/60HZ/1PH 1550RPM 4POLES 1SHAFT TEAO ENCLOSURE 1SPEED SHADED POLE CWLE 2126 M1800002126000B</p>	<p>US MOTOR 2HP 1725RPM 4POLES 1SHAFT 1 SPEED FRAME 56H CCW DRIVE END REV 208-230V/460V/50-60HZ/3PH P063SAD1325015B,</p>	<p><b>G5542ET</b></p> <p>US MOTOR 3/4-1/3HP 1075RPM 10POLES FRAME48 115V/208-230V/1PH/50-60 REVERSIBLE, RESCUE EcoTech, M055CWT0366012B, 5542ET</p>	 <p>US MOTOR 3/4HP 1725RPM 100-120V/200-240V/1PH/50-60HZ ODP, 6313</p>









# Galpa Export HVAC/R US MOTORS

<p><b>G1893</b></p>  <p>US MOTOR 3/4HP 1725RPM 115V/208-230V/1PH/60HZ ODP, 1893</p>	<p><b>G4115</b></p>  <p>US MOTOR 3/4HP 1725RPM 115V/230V/1PH/60HZ ODP, 4115</p>	<p><b>G2129</b></p> <p>US MOTOR 35W 115V/60HZ/1PH 1550RPM 4POLES 1SHAFT TEAO ENCLOSURE 1SPEED SHADED POLE CWLE 2129 M1800002129000B</p>	<p><b>G2131</b></p> <p>US MOTOR 35W 230V/60HZ/1PH 1550RPM 4POLES 1SHAFT TEAO ENCLOSURE 1SPEED SHADED POLE CWLE 2131 M1800002131000B</p>	<p><b>G7915VP</b></p> <p>US MOTOR 3HP 1725RPM 4POLES 1SHAFT 1 SPEED FRAME 56HZ 200-230V/460V/60HZ/3PH 7915VP, HD58FK651</p>
<p><b>GEC5412E</b></p> <p>US MOTOR 4-25W 1550-1725RPM 12POLES 1SHAFT TEAO ENCLOSURE RESCUE ECM MULTISPEED CCWOSE 115-230V/50-60HZ/1PH</p>	<p><b>GEC5411E</b></p> <p>US MOTOR 4-25W 1550-1725RPM 4POLES 1SHAFT TEAO ENCLOSURE RESCUE ECM MULTISPEED CCWOSE 115-230V/50-60HZ/1PH</p>	<p><b>G2115</b></p> <p>US MOTOR 4W 115V/50-60HZ/1PH 1550RPM 4POLES 1SHAFT TEAO ENCLOSURE 1SPEED SHADED POLE CWLE 2115 M1800002115000B / 5211</p>	<p><b>G2123</b></p> <p>US MOTOR 4W 1550RPM 4POLES 1SHAFT TEAO ENCLOSURE 1SPEED SHADED POLE CWLE 208-277V/60HZ/1PH 2123 M1800002123000B / 5221</p>	<p><b>G2133</b></p> <p>US MOTOR 50W 115V/60HZ/1PH 1550RPM 4POLES 1SHAFT TEAO ENCLOSURE 1SPEED SHADED POLE CWLE 2133 M1800002133000B</p>
<p><b>G2135</b></p> <p>US MOTOR 50W 230V/60HZ/1PH 1550RPM 4POLES 1SHAFT TEAO ENCLOSURE 1SPEED SHADED POLE CWLE 2135 M1800002135000B</p>	<p><b>G2108</b></p> <p>US MOTOR 9W 115V/50-60HZ/1PH 1550RPM 4POLES 1SHAFT TEAO ENCLOSURE 1SPEED SHADED POLE CWLE 2108 M1800002108000B</p>	<p><b>G2110</b></p> <p>US MOTOR 9W 1550RPM 4POLES 1SHAFT TEAO ENCLOSURE 1SPEED SHADED POLE CWLE 230V/50-60HZ/1PH 2110 M1800002110000B</p>	<p><b>G1819H</b></p>  <p>US MOTOR MOJAVE 1-1/2HP 1140RPM 6POLES 1SHAFT OAO ENCLOSURE 1SPEED 6.3DIAMETER REVERSIBLE 208-230V/460V/60HZ/3PH 1819H P063ELR5029015B</p>	<p><b>G1821H</b></p>  <p>US MOTOR MOJAVE 1-1/2HP 1140RPM 6POLES 1SHAFT OAO ENCLOSURE 1SPEED 6.3DIAMETER REVERSIBLE 208-230V/460V/60HZ/3PH 1821H P063ABU1155015B</p>
<p><b>G1862H</b></p>  <p>US MOTOR MOJAVE 1/2HP 1075RPM 6POLES 1SHAFT TEAO ENCLOSURE 1SPEED 5.6DIAMETER CCW LEAD END REV 208-230V/60HZ/1PH 10mfd/370vac Run</p>	<p><b>G3738H</b></p>  <p>US MOTOR MOJAVE 1/2HP 1075RPM 6POLES 1SHAFT TEAO ENCLOSURE 1SPEED 5.6DIAMETER CW/CCW 460V/60HZ/1PH</p>	<p><b>G1861H</b></p>  <p>US MOTOR MOJAVE 1/3HP 1075RPM 6POLES 1SHAFT TEAO ENCLOSURE 1SPEED 5.6DIAMETER CCW LEAD END REV 208-230V/60HZ/1PH 7.5mfd/370vac Run</p>	<p><b>G1860H</b></p>  <p>US MOTOR MOJAVE 1/4HP 1075RPM 6POLES 1SHAFT TEAO ENCLOSURE 1SPEED 5.6DIAMETER CCW LEAD END REV 208-230V/60HZ/1PH 5mfd/370vac Run Capacitor</p>	<p><b>G1818H</b></p>  <p>US MOTOR MOJAVE 1HP 1140RPM 6POLES 1SHAFT OAO ENCLOSURE 1SPEED 6.3DIAMETER REVERSIBLE 208-230V/460V/60HZ/3PH 1818H P063ELR5030015B</p>
<p><b>G1868H</b></p>  <p>US MOTOR MOJAVE 3/4HP 1075RPM 6POLES 1SHAFT TEAO ENCLOSURE 1SPEED 5.6DIAMETER CCW LEAD END REV 208-230V/60HZ/1PH 10mfd/370vac Run</p>	<p><b>G3742H</b></p>  <p>US MOTOR MOJAVE 3/4HP 1075RPM 6POLES 1SHAFT TEAO ENCLOSURE 1SPEED 5.6DIAMETER CW LEAD END REV 460V/60HZ/1PH 10mfd/370vac Run</p>	<p><b>G1817H</b></p>  <p>US MOTOR MOJAVE 3/4HP 1140RPM 6POLES 1SHAFT OAO ENCLOSURE 1SPEED 6.3DIAMETER REVERSIBLE 208-230V/460V/60HZ/3PH 1817H P063ABW1157015B</p>	<p><b>G5465</b></p>  <p>US MOTOR RESCUE 1/2-1/5HP 1075RPM 6POLES 1SHAFT TEAO ENCLOSURE 2SPEED 5.6DIAMETER CCW LEAD END REV 208-230V/60HZ/1PH 10mfd/370vac Run</p>	<p><b>G5460</b></p>  <p>US MOTOR RESCUE 1/2-1/6HP 1075RPM 6POLES 1SHAFT OPAO ENCLOSURE 4SPEED 5.6DIAMETER CCW LEAD END REV 115V/60HZ/1PH 10mfd/370vac Run</p>
<p><b>G5461</b></p>  <p>US MOTOR RESCUE 1/2-1/6HP 1075RPM 6POLES 1SHAFT OPAO ENCLOSURE 4SPEED 5.6DIAMETER CCW LEAD END REV 208-230V/60HZ/1PH 10mfd/370vac Run</p>	<p><b>G5462</b></p>  <p>US MOTOR RESCUE 1/3-1/6HP 1075RPM 6POLES 1SHAFT TEAO ENCLOSURE 2SPEED 5.6DIAMETER CCW LEAD END REV 208-230V/60HZ/1PH 5mfd/370vac Run Capacitor</p>	<p><b>G5464</b></p>  <p>US MOTOR RESCUE 1/3-1/6HP 825RPM 8POLES 1SHAFT TEAO ENCLOSURE 2SPEED 5.6DIAMETER CCW LEAD END REV 208-230V/60HZ/1PH 7.5mfd/370vac Run</p>	<p><b>G5470</b></p>  <p>US MOTOR RESCUE 3/4-1/5HP 1075RPM 6POLES 1SHAFT OPAO ENCLOSURE 4SPEED 5.6DIAMETER CCW LEAD END REV 115V/60HZ/1PH 20mfd/370vac Run</p>	<p><b>G5471</b></p>  <p>US MOTOR RESCUE 3/4HP 1075RPM 6POLES 1SHAFT OPAO ENCLOSURE 4SPEED 5.6DIAMETER CCW LEAD END REV 208-230V/60HZ/1PH 20mfd/370vac Run</p>



# Galpa Export HVAC/R US MOTORS

<p><b>G6630TS</b></p>  <p>US MOTOR RESCUE SELECT 1/2-1/3HP 1050RPM 10POLES 1SHAFT OPAO ENCLOSURE VAR SPEED CCW LE REV 115V/60HZ/1PH 6630TS M055ENY1184012B</p>	<p><b>G6631TS</b></p>  <p>US MOTOR RESCUE SELECT 1/2-1/3HP 1050RPM 10POLES 1SHAFT OPAO ENCLOSURE VAR SPEED CCW LE REV 208-230V/60HZ/1PH 6631TS M055ETC1254012B</p>	<p><b>G6650TS</b></p>  <p>US MOTOR RESCUE SELECT 1HP 1050RPM 10POLES 1SHAFT OPAO ENCLOSURE VAR SPEED CCW LE REV 115V/60HZ/1PH 6650TS M055EJE1080012B</p>	<p><b>G6651TS</b></p>  <p>US MOTOR RESCUE SELECT 1HP 1050RPM 10POLES 1SHAFT OPAO ENCLOSURE VAR SPEED CCW LE REV 208-230V/60HZ/1PH 6651TS M055EVL1306012B</p>	<p><b>G6640TS</b></p>  <p>US MOTOR RESCUE SELECT 3/4HP 1050RPM 10POLES 1SHAFT OPAO ENCLOSURE VAR SPEED CCW LE REV 115V/60HZ/1PH 6640TS M055ELK1129012B</p>
<p><b>G6641TS</b></p>  <p>US MOTOR RESCUE SELECT 3/4HP 1050RPM 10POLES 1SHAFT OPAO ENCLOSURE VAR SPEED CCW LE REV 208-230V/60HZ/1PH 6641TS M055EUJ1282012B</p>				