

































Galpa Export CENTURY MOTORS

<p>GARB2034L6</p>  <p>CENTURY MOTOR ARB2034L6 115V 1725RPM 1/3HP FRAME 48 (1 SHAFT 1/2"X1-5/8") BALL BEARING</p>	<p>GBD1106</p>  <p>CENTURY MOTOR BDB1106 230V 1075RPM 1HP 5.1AMP CW/CCW (1 SHAFT 1/2"X6.44") 3 SPEED, BALL BEARING, HIGH EFFICIENCY</p>	<p>GDBL6501</p>  <p>CENTURY MOTOR DBL6501 115V 1075RPM 1/10-1/12-1/15-1/20HP CCWLE (2 SHAFT 2"X10-5/16") 4 SPEED</p>	<p>GF1056S</p>  <p>CENTURY MOTOR F1056S 230V 1075RPM 1/2HP (1 SHAFT 1/2"X6") 1 SPEED, BALL BEARING, OPEN LEAD END, 60 C</p>	<p>GFC3106F</p>  <p>CENTURY MOTOR FC3106F 230/460V 1140RPM 1HP FRAME 48 (1 SHAFT 5/8"X4") 5.6/2.8AMP, BALL BEARING, 70 C</p>
<p>GFE1026SF</p>  <p>CENTURY MOTOR FE1026SF 230V 1075RPM 1/4HP (1 SHAFT 1/2"X6-1/2") 1 SPEED, BALL BEARING, TOTALLY ENCLOSED, 70 C</p>	<p>GFE1036SF</p>  <p>CENTURY MOTOR FE1036SF 230V 1075RPM 1/3HP (1 SHAFT 1/2"X6-1/2") 1 SPEED, BALL BEARING, TOTALLY ENCLOSED, 70 C</p>	<p>GFE1056SF</p>  <p>CENTURY MOTOR FE1056SF 230V 1075RPM 1/2HP (1 SHAFT 1/2"X6-1/2") 1 SPEED, BALL BEARING, TOTALLY ENCLOSED, 70 C</p>	<p>GFE1076SF</p>  <p>CENTURY MOTOR FE1076SF 230V 1075RPM 3/4HP (1 SHAFT 1/2"X6") 1 SPEED, BALL BEARING, TOTALLY ENCLOSED, 70 C</p>	<p>GFEH1056SF</p>  <p>CENTURY MOTOR FEH1056SF 460V 1075RPM 1/2HP (1 SHAFT 1/2"X6-1/2") 1 SPEED, BALL BEARING, TOTALLY ENCLOSED, 70 C</p>
<p>GFEH1076SF</p>  <p>CENTURY MOTOR FEH1076SF 460V 1075RPM 3/4HP (1 SHAFT 1/2"X6") 1 SPEED, BALL BEARING, TOTALLY ENCLOSED, 70 C</p>	<p>GFS1026S</p>  <p>CENTURY MOTOR FS1026S 230V 1075RPM 1/4HP (1 SHAFT 1/2"X6") 1 SPEED, SLEEVE BEARING, OPEN LEAD END, 60 C</p>	<p>GFS1056S</p>  <p>CENTURY MOTOR FS1056S 230V 1075RPM 1/2HP (1 SHAFT 1/2"X6") 1 SPEED, SLEEVE BEARING, OPEN LEAD END, 60 C</p>	<p>GFS1076S</p>  <p>CENTURY MOTOR FS1076S 230V 1075RPM 3/4HP (1 SHAFT 1/2"X6") 1 SPEED, SLEEVE BEARING, OPEN LEAD END, 60 C</p>	<p>GFSE1036SV1</p>  <p>CENTURY MOTOR FSE1036SV1 230V 1075RPM 1/3HP (1 SHAFT 1/2"X6-1/2") 1 SPEED, SLEEVE BEARING, TOTALLY ENCLOSED, 60 C</p>
<p>GFY3106</p>  <p>CENTURY MOTOR FY3106 230/460V 1140RPM 1HP FRAME 56Y (1 SHAFT 5/8"X4.10") 5.7/2.9AMP TEAO, 60 C</p>	<p>GH696</p>  <p>CENTURY MOTOR H696 230/460V 940/1140RPM 1HP FRAME 56Y (1 SHAFT 5/8"X4.88") 1.8/3.7-3.6AMP, TEAO, 70 C</p>	<p>GH697</p>  <p>CENTURY MOTOR H697 230/460V 1140RPM 1-1/2HP FRAME 56Y (1 SHAFT 5/8"X6.19") 2.6/5.4-5.2AMP, TEAO, 70 C</p>	<p>GORM5454F</p>  <p>CENTURY MOTOR ORM5454F 230V 1075RPM 1/8-1/15HP 0.8AMP CW/CCW (1 SHAFT 1/2"X6.5") 1 SPEED, SLEEVE BEARING, 70 C, 4-IN-1</p>	<p>GORM5458</p>  <p>CENTURY MOTOR ORM5458 230V 1075RPM 1/3-1/6HP 2.0AMP CW/CCW (1 SHAFT 1/2"X6.5") 1 SPEED, SLEEVE BEARING, 60 C, 4-IN-1</p>
<p>GORM5458B</p>  <p>CENTURY MOTOR ORM5458B 230V 1075RPM 1/3-1/6HP 2.0AMP CW/CCW (1 SHAFT 1/2"X6.5") 1 SPEED, BALL BEARING, 60 C, 4-IN-1</p>	<p>GORM5458F</p>  <p>CENTURY MOTOR ORM5458F 230V 1075RPM 1/3-1/6HP 2.0AMP CW/CCW (1 SHAFT 1/2"X6.5") 1 SPEED, SLEEVE BEARING, 70 C, 4-IN-1</p>	<p>GORM5484BF</p>  <p>CENTURY MOTOR ORM5484BF 230V 825RPM 1/8-1/15HP 0.8AMP CW/CCW (1 SHAFT 1/2"X6.5") 1 SPEED, BALL BEARING, 70 C, 4-IN-1</p>	<p>GORM5484F</p>  <p>CENTURY MOTOR ORM5484F 230V 825RPM 1/8-1/15HP 0.8AMP CW/CCW (1 SHAFT 1/2"X6.5") 1 SPEED, SLEEVE BEARING, 70 C, 4-IN-1</p>	<p>GORM5488</p>  <p>CENTURY MOTOR ORM5488 230V 825RPM 1/3-1/8HP 2.1AMP CW/CCW (1 SHAFT 1/2"X6.5") 1 SPEED, SLEEVE BEARING, 60 C, 4-IN-1</p>
<p>GORM5488B</p>  <p>CENTURY MOTOR ORM5488B 230V 825RPM 1/3-1/8HP 2.1AMP CW/CCW (1 SHAFT 1/2"X6.5") 1 SPEED, BALL BEARING, 60 C, 4-IN-1</p>	<p>GORM5488BF</p>  <p>CENTURY MOTOR ORM5488BF 230V 825RPM 1/3-1/8HP 2.1AMP CW/CCW (1 SHAFT 1/2"X6.5") 1 SPEED, BALL BEARING, 70 C, 4-IN-1</p>	<p>GORM5488F</p>  <p>CENTURY MOTOR ORM5488F 230V 825RPM 1/3-1/8HP 2.1AMP CW/CCW (1 SHAFT 1/2"X6.5") 1 SPEED, SLEEVE BEARING, 70 C, 4-IN-1</p>	<p>GOTC1862</p>  <p>CENTURY MOTOR OTC1862 230V 1625RPM 1/4HP CWLE (1 SHAFT 1/2"X2-3/4") 1.9AMP, TFM1862, 8330, KA55HXKGD8330</p>	<p>GRA1036WB</p>  <p>CENTURY MOTOR RA1036WB 208-230V 1075RPM 1/3HP (2 SHAFT 1/2"X6-1/2"X9") 3 SPEED, SLEEVE BEARING, SEMI ENCLOSED, 60 C, INCLUDES BASE</p>



GRA1056WB

CENTURY MOTOR RA1056WB
208-230V 1075RPM 1/2HP (2
SHAFT 1/2"X8.63"X8") 3
SPEED, SLEEVE BEARING,
SEMI ENCLOSED, 60 C,
INCLUDES BASE

G1415.SA1036V1



MOTOR 1/3HP 1075RPM
230V/60HZ 2 SHAFT CCW
SA1036V1, 3 SPEEDS