























Galpa Export COPELAND COMPRESSORS AND UNITS

<p>G3DB3R12ME-TFC-200</p>  <p>COPELAMETIC DISCUS COMPRESSOR 10HP 230V/3PH/60HZ</p>	<p>G3DB3R12ME-TFD-200</p>  <p>COPELAMETIC DISCUS COMPRESSOR 10HP 460V/3PH/60HZ</p>	<p>G3DF3R15ME-TFC-200</p>  <p>COPELAMETIC DISCUS COMPRESSOR 12HP 230V/3PH/60HZ</p>	<p>G3DF3R15ME-TFD-200</p>  <p>COPELAMETIC DISCUS COMPRESSOR 12HP 460V/3PH/60HZ</p>	<p>G3DS3R17ME-TFC-200</p>  <p>COPELAMETIC DISCUS COMPRESSOR 15HP 230V/3PH/60HZ</p>
<p>G3DS3R17ME-TFD-200</p>  <p>COPELAMETIC DISCUS COMPRESSOR 15HP 460V/3PH/60HZ</p>	<p>G4DE3R18ML-TSK-200</p>  <p>COPELAMETIC DISCUS COMPRESSOR 20HP 230-460V/3PH/60HZ (DISCONTINUED)</p>	<p>G4DK3R22ML-TSK-200</p>  <p>COPELAMETIC DISCUS COMPRESSOR 25HP 230-460V/3PH/60HZ</p>	<p>G4DR3R28ML-TSK-200</p>  <p>COPELAMETIC DISCUS COMPRESSOR 30HP 230-460V/3PH/60HZ</p>	<p>G6DP3R35ML-TSK-200</p>  <p>COPELAMETIC DISCUS COMPRESSOR 35HP 230-460V/3PH/60HZ</p>
<p>G6DS3R40ML-TSN-200</p>  <p>COPELAMETIC DISCUS COMPRESSOR 40HP 230-460V/3PH/60HZ</p>	<p>G2DC3R53KE-TFC-200</p>  <p>COPELAMETIC DISCUS COMPRESSOR 5HP 230V/3PH/60HZ</p>	<p>G2DD3R63K0-TFC-200</p>  <p>COPELAMETIC DISCUS COMPRESSOR 5HP 230V/3PH/60HZ</p>	<p>G2DC3R53KE-TFD-200</p>  <p>COPELAMETIC DISCUS COMPRESSOR 5HP 460V/3PH/60HZ</p>	<p>G2DD3R63K0-TFD-200</p>  <p>COPELAMETIC DISCUS COMPRESSOR 5HP 460V/3PH/60HZ</p>
<p>G2DA3R89KE-TFC-200</p>  <p>COPELAMETIC DISCUS COMPRESSOR 7.5HP 230V/3PH/60HZ</p>	<p>G2DA3R89KE-TFD-200</p>  <p>COPELAMETIC DISCUS COMPRESSOR 7.5HP 460V/3PH/60HZ</p>	<p>GKALB-0150-CAV-200</p>  <p>COPELAMETIC SEMI-HERMETIC COMPRESSOR 1.5HP 230V/1PH/60HZ</p>	<p>GKALA-0150-TAC-200</p>  <p>COPELAMETIC SEMI-HERMETIC COMPRESSOR 1.5HP 230V/3PH/60HZ</p>	<p>GKAK2-0100-CAV-200</p>  <p>COPELAMETIC SEMI-HERMETIC COMPRESSOR 1HP 230V/1PH/60HZ</p>
<p>GKAKB-0200-CAV-200</p>  <p>COPELAMETIC SEMI-HERMETIC COMPRESSOR 2HP 230V/1PH/60HZ</p>	<p>GKAEB-007E-CAV-200</p>  <p>COPELAMETIC SEMI-HERMETIC COMPRESSOR 3/4HP 230V/1PH/60HZ</p>	<p>GKAM2-0075-CAV-200</p>  <p>COPELAMETIC SEMI-HERMETICO COMPRESSOR 3/4HP 230V/1PH/60HZ</p>	<p>GZP103KCE-TF5</p>  <p>COPELAND SCROLL COMPRESSOR 105.000 BTU 200-230V/3PH/60HZ R410 ZP103KCE-TF5</p>	<p>GZP120KCE-TF5</p>  <p>COPELAND SCROLL COMPRESSOR 123.000 BTU 200-230V/3PH/60HZ R410 ZP120KCE-TF5</p>
<p>GZP120KCE-TFD</p>  <p>COPELAND SCROLL COMPRESSOR 123.000 BTU 460V/3PH/60HZ R410 ZP120KCE-TFD</p>	<p>GZP154KCE-TW5</p>  <p>COPELAND SCROLL COMPRESSOR 155.000 BTU 200-230V/3PH/60HZ R410 ZP154KCE-TW5</p>	<p>GZP154KCE-TWD</p>  <p>COPELAND SCROLL COMPRESSOR 155.000 BTU 460V/3PH/60HZ R410 ZP154KCE-TWD</p>	<p>GZP180KCE-TWC</p>  <p>COPELAND SCROLL COMPRESSOR 180.000 BTU 200-230V/3PH/60HZ R410 ZP180KCE-TWC</p>	<p>GZP180KCE-TWD</p>  <p>COPELAND SCROLL COMPRESSOR 180.000 BTU 460V/3PH/60HZ R410 ZP180KCE-TWD</p>



Galpa Export COPELAND COMPRESSORS AND UNITS

<p>GZP182KCE-TWD</p>  <p>COPELAND SCROLL COMPRESSOR 180.000 BTU 460V/3PH/60HZ R410 ZP182KCE-TWD</p>	<p>GZP182KCE-TE5</p>  <p>COPELAND SCROLL COMPRESSOR 183.000 BTU 200-230V/3PH/60HZ R410 ZP182KCE-TE5-550</p>	<p>GZP235KCE-TWC</p>  <p>COPELAND SCROLL COMPRESSOR 235.000 BTU 200-230V/3PH/60HZ R410 ZP235KCE-TWC</p>	<p>GZP235KCE-TWD</p>  <p>COPELAND SCROLL COMPRESSOR 235.000 BTU 460V/3PH/60HZ R410 ZP235KCE-TWD</p>	<p>GZP29K5E-PFV</p>  <p>COPELAND SCROLL COMPRESSOR 29.000 BTU 208-230V/1PH/60HZ R410 ZP29K5E-PFV</p>
<p>GZP295KCE-TWC</p>  <p>COPELAND SCROLL COMPRESSOR 294.000 BTU 208-230V/3PH/60HZ R410 ZP295KCE-TWC</p>	<p>GZP295KCE-TWD</p>  <p>COPELAND SCROLL COMPRESSOR 294.000 BTU 460V/3PH/60HZ R410 ZP295KCE-TWD</p>	<p>GZPS30K5E-TF5</p>  <p>COPELAND SCROLL COMPRESSOR 36.000 220V/3PH/60HZ A/C R410 ZPS30K5E-TF5</p>	<p>GZP36K3E-PFV</p>  <p>COPELAND SCROLL COMPRESSOR 36.200 BTU 208-230V/1PH/60HZ R410 ZP36K3E-PFV</p>	<p>GZP385KCE-TWC</p>  <p>COPELAND SCROLL COMPRESSOR 385.000 BTU 208-230V/3PH/60HZ R410 ZP385KCE-TWC</p>
<p>GZP385KCE-TWD</p>  <p>COPELAND SCROLL COMPRESSOR 385.000 BTU 460V/3PH/60HZ R410 ZP385KCE-TWD</p>	<p>GZP44K3E-PFV</p>  <p>COPELAND SCROLL COMPRESSOR 44.300 BTU 208-230V/1PH/60HZ R410 ZP44K3E-PFV</p>	<p>GZP57K3E-PFV</p>  <p>COPELAND SCROLL COMPRESSOR 57.000 BTU 208-230V/1PH/60HZ R410 ZP57K3E-PFV</p>	<p>GZP57K3E-TF5</p>  <p>COPELAND SCROLL COMPRESSOR 58.000 BTU 200-230V/3PH/60HZ R410 ZP57K3E-TF5</p>	<p>GZP90KCE-TF5</p>  <p>COPELAND SCROLL COMPRESSOR 90.500 BTU 200-230V/3PH/60HZ R410 ZP90KCE-TF5</p>
<p>GZP90KCE-TFD</p>  <p>COPELAND SCROLL COMPRESSOR 90.500 BTU 460V/3PH/60HZ R410 ZP90KCE-TFD</p>	<p>GCS10K6E-PFV-501</p>  <p>COPELAWELED COMPRESSOR 1.5HP 230V/1PH/60HZ H/M TEMP</p>	<p>GZF33K4E-TWC-551</p>  <p>COPELAWELED COMPRESSOR 10HP 230V/3PH/60HZ LOW TEMP</p>	<p>GZF40K4E-TWC-551</p>  <p>COPELAWELED COMPRESSOR 13HP 230V/3PH/60HZ LOW TEMP</p>	<p>GZF48K4E-TWC-551</p>  <p>COPELAWELED COMPRESSOR 15HP 230V/3PH/60HZ LOW TEMP</p>
<p>GCF04K6E-PFV-506</p>  <p>COPELAWELED COMPRESSOR 1HP 230V/1PH/60HZ LOW TEMP</p>	<p>GCS18K6E-PFV-501</p>  <p>COPELAWELED COMPRESSOR 2.5HP 230V/1PH/60HZ H/M TEMP</p>	<p>GCF09K6E-PFV-506</p>  <p>COPELAWELED COMPRESSOR 2.5HP 230V/1PH/60HZ LOW TEMP</p>	<p>GCR24KQ-PFV-240BN</p>  <p>COPELAWELED COMPRESSOR 24.500BTU 230V/1PH/60HZ A/C R22</p>	<p>GCF06K6E-PFV-506</p>  <p>COPELAWELED COMPRESSOR 2HP 230V/1PH/60HZ LOW TEMP</p>
<p>GCS27K6E-PFV-501</p>  <p>COPELAWELED COMPRESSOR 3.5HP 230V/1PH/60HZ H/M TEMP</p>	<p>GCR37KQ-PFV-240BN</p>  <p>COPELAWELED COMPRESSOR 36.800BTU 230V/1PH/60HZ A/C R22</p>	<p>GCF12K6E-PFV-506</p>  <p>COPELAWELED COMPRESSOR 3HP 230V/1PH/60HZ LOW TEMP</p>	<p>GCR47KQ-PFV-240BN</p>  <p>COPELAWELED COMPRESSOR 47.500BTU 230V/1PH/60HZ A/C R22</p>	<p>GCS33K6E-PFV-522</p>  <p>COPELAWELED COMPRESSOR 4HP 230V/1PH/60HZ H/M TEMP</p>



Galpa Export COPELAND COMPRESSORS AND UNITS

<p>GZF13K4E-PFV-550</p>  <p>COPELAWELD COMPRESSOR 4HP 230V/1PH/60HZ LOW TEMP</p>	<p>GCS33K6E-TF5-522</p>  <p>COPELAWELD COMPRESSOR 4HP 230V/3PH/60HZ H/M TEMP</p>	<p>GZB38KCE-PFV-250</p>  <p>COPELAWELD COMPRESSOR 5HP 230V/1PH/60HZ H/M TEMP</p>	<p>GZF15K4E-PFV-550</p>  <p>COPELAWELD COMPRESSOR 5HP 230V/1PH/60HZ LOW TEMP</p>	<p>GZB38KCE-TF5-550</p>  <p>COPELAWELD COMPRESSOR 5HP 230V/3PH/60HZ H/M TEMP</p>
<p>GZF15K4E-TF5-550</p>  <p>COPELAWELD COMPRESSOR 5HP 230V/3PH/60HZ LOW TEMP</p>	<p>GCR60K5-PFV-506</p>  <p>COPELAWELD COMPRESSOR 60.000BTU 230V/1PH/60HZ A/C R22</p>	<p>GCR60K5-TF5-522</p>  <p>COPELAWELD COMPRESSOR 60.000BTU 230V/3PH/60HZ A/C R22</p>	<p>GCRN5-0500-TF5-522</p>  <p>COPELAWELD COMPRESSOR 60.600BTU 230V/3PH/60HZ A/C R22</p>	<p>GCRN5-0500-PFV-506</p>  <p>COPELAWELD COMPRESSOR 61.300BTU 230V/1PH/60HZ A/C R22</p>
<p>GZF24K4E-TWC-551</p>  <p>COPELAWELD COMPRESSOR 7.5HP 230V/3PH/60HZ LOW TEMP</p>	<p>GZR125KC-TF5</p>  <p>COPELAWELD SCROLL COMPRESSOR 120.000 230V/3PH/60HZ A/C R22</p>	<p>GZR125KC-TFD</p>  <p>COPELAWELD SCROLL COMPRESSOR 120.000 440V/3PH/60HZ A/C R22</p>	<p>GZR144KC-TF5</p>  <p>COPELAWELD SCROLL COMPRESSOR 144.000 230V/3PH/60HZ A/C R22</p>	<p>GZR144KC-TFD</p>  <p>COPELAWELD SCROLL COMPRESSOR 144.000 440V/3PH/60HZ A/C R22</p>
<p>GZR190KC-TW5</p>  <p>COPELAWELD SCROLL COMPRESSOR 190.000 230V/3PH/60HZ A/C R22</p>	<p>GZR190KC-TWD</p>  <p>COPELAWELD SCROLL COMPRESSOR 190.000 440V/3PH/60HZ A/C R22</p>	<p>GZR250KC-TW5</p>  <p>COPELAWELD SCROLL COMPRESSOR 250.000 230V/3PH/60HZ A/C R22</p>	<p>GZR300KC-TWD</p>  <p>COPELAWELD SCROLL COMPRESSOR 300.000 440V/3PH/60HZ A/C R22</p>	<p>GZR36K3-PFV</p>  <p>COPELAWELD SCROLL COMPRESSOR 36.900 230V/1PH/60HZ A/C R22</p>
<p>GZR47K3-PFV</p>  <p>COPELAWELD SCROLL COMPRESSOR 48.300 230V/1PH/60HZ A/C R22</p>	<p>GZR47K3-TF5</p>  <p>COPELAWELD SCROLL COMPRESSOR 48.300 230V/3PH/60HZ A/C R22</p>	<p>GZR57K3-TF5</p>  <p>COPELAWELD SCROLL COMPRESSOR 58.500 230V/3PH/60HZ A/C R22</p>	<p>GZR57K3-PFV</p>  <p>COPELAWELD SCROLL COMPRESSOR 58.600 230V/1PH/60HZ A/C R22</p>	<p>GZR61KC-PFV</p>  <p>COPELAWELD SCROLL COMPRESSOR 62.000 230V/1PH/60HZ A/C R22</p>
<p>GZR61KC-TF5</p>  <p>COPELAWELD SCROLL COMPRESSOR 62.000 230V/3PH/60HZ A/C R22</p>	<p>GZR72KC-TF5</p>  <p>COPELAWELD SCROLL COMPRESSOR 72.000 230V/3PH/60HZ A/C R22</p>	<p>GZR94KC-TF5</p>  <p>COPELAWELD SCROLL COMPRESSOR 90.000 230V/3PH/60HZ A/C R22</p>	<p>GZR94KC-TFD</p>  <p>COPELAWELD SCROLL COMPRESSOR 90.000 440V/3PH/60HZ A/C R22</p>	