

























































Galpa Export APPLI PARTS TOOLS

<p>G9611AP</p>  <p>ACCESS TEE FITTING 1/4 M. FLARE ACCESS X 1/4 F. FLARE SWIVEL X 1/4 M. FLARE ACCESS CORE APPLI PARTS APAT-3X14B</p>	<p>G9603AP</p>  <p>ACCESS TEE FITTING 1/4 M. FLARE ACCESS X 1/4 M. FLARE X 1/4 F. FLARE SWIVEL CONNECTION ON BRANCH APPLI PARTS</p>	<p>G1401.9C</p>  <p>ANALOG MANIFOLD GAUGE "HIGH" R134/R22/R404/R410 APPLI PARTS APMG-GA3H / APMG-G34H</p>	<p>G1401.9D</p>  <p>ANALOG MANIFOLD GAUGE "HIGH" R600 APPLI PARTS APMG-GA4H</p>	<p>G1401.10C</p>  <p>ANALOG MANIFOLD GAUGE "LOW" R134/R22/R404/R410 APPLI PARTS APMG-GA3L / APMG-G34L</p>
<p>G1401.10D</p>  <p>ANALOG MANIFOLD GAUGE "LOW" R600 APPLI PARTS APMG-GA4L</p>	<p>G1401.10A</p>  <p>ANALOG MANIFOLD GAUGE LOW R12/R134/R22/R404 APPLI PARTS APMG-GA2L</p>	<p>G1401.10B</p>  <p>ANALOG MANIFOLD GAUGE "LOW" R410A 1/8SAE APPLI PARTS APMG-GA1L REF. RG-10B</p>	<p>G1401.236</p>  <p>ANALOG MANIFOLD SET R12/R22/R134/R404 ALUMINUM INCL 36" HOSE SET W/SIGHTGLASS APPLI PARTS APMG-A2A36S (DISCONTINUED) REF.</p>	<p>G1401.536</p>  <p>ANALOG MANIFOLD SET R12/R22/R134/R404 BRASS INCL 36" HOSE SET 1/4SAE APPLI PARTS APMG-A2B36 REF. CT-536 / CT-636G</p>
<p>G1401.536G</p>  <p>ANALOG MANIFOLD SET R12/R22/R134/R404 BRASS INCL 36" HOSE SET W/SIGHTGLASS 1/4SAE APPLI PARTS APMG-A2B36S REF. CT-536G</p>	<p>G1401.A3B36</p>  <p>ANALOG MANIFOLD SET R134/R22/R404/R410 BRASS INCL 36" HOSE SET 1/4SAE APPLI PARTS APMG-A3B36</p>	<p>G1401.A3B36S</p>  <p>ANALOG MANIFOLD SET R134/R22/R404/R410 BRASS INCL 36" W/SIGHTGLASS HOSE SET 1/4SAE APPLI PARTS APMG-A3B36S</p>	<p>G1401.410</p>  <p>ANALOG MANIFOLD SET R410 ALUMINUM INCL 36" HOSE SET W/SIGHTGLASS 5/16SAE RED/BLUE 1/4SAE YELLOW APPLI PARTS APMG-A1A36S REF. EK-410A-P</p>	<p>G1401.A4B36S</p>  <p>ANALOG MANIFOLD SET R600 BRASS INCL 36" HOSE SET W/SIGHTGLASS 1/4SAE APPLI PARTS APMG-A4B36S</p>
<p>G1401.2302</p>  <p>ANALOG MANIFOLD SINGLE SET LOW R12/R134/R22/R404 APPLI PARTS APMG-A2L</p>	<p>G1401.2303</p>  <p>ANALOG MANIFOLD SINGLE SET LOW R134/R22/R404/R410 APPLI PARTS APMG-A3L</p>	<p>G2202.70</p>  <p>ANALOG POCKET THERMOMETER APPLI PARTS RAA-070</p>	<p>G2202.71B</p> <p>BATTERY FOR THERMOMETER DIGITAL (APPLI PART)</p>	<p>GX.4116</p>  <p>BRASS NUT 1/2</p>
<p>GX.4108</p>  <p>BRASS NUT 1/4</p>	<p>GX.4112</p>  <p>BRASS NUT 3/8</p>	<p>G2406.337</p>  <p>CAN VALVE CT-337 APPLI PARTS (DISCONTINUED)</p>	<p>G2406.340</p>  <p>CAN VALVE CT-340 APPLI PARTS</p>	<p>G2406.339</p>  <p>CAN VALVE OPENER MR14V1.25</p>
<p>G2406.134GA</p>  <p>CAN VALVE THREADABLE 1/4</p>	<p>G0325.157</p>  <p>CAPILLARY TUBE CUTTER APPLI PARTS APT-TC157</p>	<p>G2406.138</p>  <p>CHARGING ADAPTER AND HOSE APPLI PARTS APMG-CH138</p>	<p>GX.14516</p>  <p>CHARGING ADAPTOR 1/4" FEMALE X 5/16" MALE WITH VALVE CORE AND DEPRESSOR APPLI PARTS APCA-14516</p>	<p>GX.51614S</p>  <p>CHARGING ADAPTOR R410 MINI-SPLIT 5/16" FEMALE X 1/4" MALE SWIVEL WITH VALVE CORE AND DEPRESSOR APPLI PARTS APCA-51614S</p>

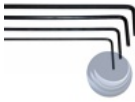





























Galpa Export APPLI PARTS TOOLS

<p>G2406.342</p>  <p>CLAMP CAN TAPPER CT-342 APPLI PARTS</p>	<p>G1806.806</p>  <p>CORK TAPE APPLI PARTS (-20F TO +200F) (1/8X2X30) TC-230</p>	<p>G2222.DT201</p>  <p>DIGITAL CLAMP METER DT-201</p>	<p>G2222.MT87B</p>  <p>DIGITAL CLAMP METER MT-87B / KT-87B</p>	<p>G2210.10</p>  <p>ELECTRIC TAPE</p>
<p>G0201.RCS220</p> <p>Electronic Refrigerant Charging Scale 100KGS/220LB APT-RCS220</p>	<p>G0201.RCS220P</p> <p>Electronic Refrigerant Charging Scale Programmable 100KGS/220LB APT-RCS220P</p>	<p>G0603.101A</p>  <p>FILTER DRIER APPLI PARTS 1/4X1/4 10GRS.</p>	<p>G0603.105A</p>  <p>FILTER DRIER APPLI PARTS 1/4X1/4 25GRS.</p>	<p>G0603.107A</p>  <p>FILTER DRIER APPLI PARTS 1/4X1/4 FLARE W/CAPS</p>
<p>G0603.115A</p>  <p>FILTER DRIER APPLI PARTS APFD-1015S 1/4X1/4 15GRS.</p>	<p>G0602.115</p>  <p>FILTER DRIER WITH CHARGING VALVE 1/4X1/4 APPLI PARTS</p>	<p>G0202.2</p>  <p>FIN STRAIGHTENER (METAL) APPLI PARTS APT-FS352</p>	<p>G0202.351</p>  <p>FIN STRAIGHTENER (PLASTIC) 8,9,10,12,14,15 PER INCH APPLI PARTS APT-FS351</p>	<p>GX.4216</p> <p>FLARE UNION 1/2X1/2</p>
<p>GX.4208</p>  <p>FLARE UNION 1/4X1/4</p>	<p>GX.4212</p> <p>FLARE UNION 3/8X3/8</p>	<p>G0508.1951</p>  <p>FLARING TOOL 3/16, 1/4, 5/16, 3/8, 7/16, 1/2, 5/8 APPLI PARTS APT-FT195 REF. CT-195A</p>	<p>G0509.003</p>  <p>FLARING TOOL KIT APPLI PART APT-FT278</p>	<p>G2210.125</p>  <p>FOAM REFRIGERATION DOOR GASKET 1" X 1/2" X 25</p>
<p>G2210.225</p>  <p>FOAM REFRIGERATION DOOR GASKET 2"X1/2"X25u00B4</p>	<p>G2210.325</p>  <p>FOAM REFRIGERATION DOOR GASKET 3"X1/2"X25u00B4</p>	<p>X.4116RAP</p> <p>FORGED NUT 1/2 APFN-12</p>	<p>GX.4116RAP</p>  <p>FORGED NUT 1/2 APPLI PARTS</p>	<p>GX.4108RAP</p>  <p>FORGED NUT 1/4 APPLI PARTS</p>
<p>GX.4124RAP</p>  <p>FORGED NUT 3/4 APPLI PARTS</p>	<p>GX.4112RAP</p>  <p>FORGED NUT 3/8 APPLI PARTS</p>	<p>GX.4110RAP</p>  <p>FORGED NUT 5/16 APPLI PARTS</p>	<p>GX.4120RAP</p>  <p>FORGED NUT 5/8 APPLI PARTS</p>	<p>G0737.100</p>  <p>HOSE GASKET AND VALVE DEPRESSOR KIT APPLI PARTS APMG-HK14 REF. APP-79583R</p>

























Galpa Export APPLI PARTS TOOLS

<p>GINSSU25</p> <p>Insulation tape INSSU 0.17mm X 48mm X 25m</p>	<p>GINSSU50</p> <p>Insulation tape INSSU 0.17mm X 48mm X 50m</p>	<p>G1300.613</p>  <p>KIT ALLEN TOOL (3/32 , 1/3 , 5/32 , 3/16)</p>	<p>G1401.23</p>  <p>MANIFOLD APPLI PARTS R12/R22/R502 WITH HOSE 36"</p>	<p>G1401.9</p>  <p>MANIFOLD GAUGE HIGH APPLI PARTS R134A RG-9 (DISCONTINUED).</p>
<p>G1401.3229</p>  <p>MANIFOLD GAUGE HIGH APPLI PARTS RG-500 R12/R22R/R502</p>	<p>G1401.9A</p>  <p>MANIFOLD GAUGE HIGH R12/R134/R22/R404 APPLI PARTS APMG-GA2H</p>	<p>G1401.9B</p>  <p>MANIFOLD GAUGE HIGH R410 APPLI PARTS APMG-GA1H</p>	<p>G1401.10</p>  <p>MANIFOLD GAUGE LOW APPLI PARTS R134A RG-10</p>	<p>G1401.3230</p>  <p>MANIFOLD GAUGE LOW APPLI PARTS RG-250 R12/R22R/502</p>
<p>G1401.400C</p>  <p>MANIFOLD HOSE SET 36" 1/4SAE R22/R134 600-3000PSI APPLI PARTS APMG-H36630 REF. MAN-400C</p>	<p>G1401.401C</p>  <p>MANIFOLD HOSE SET 36" 800-4000PSI 1/4X5/16 SAE RED/BLUE 1/4X1/4 SAE YELLOW APPLI PARTS APMG-H36840</p>	<p>G1401.400M</p>  <p>MANIFOLD HOSE SET 60" 1/4SAE R22/R134 600-3000PSI APPLI PARTS APMG-H60630 REF. MAN-400M</p>	<p>G1401.400L</p>  <p>MANIFOLD HOSE SET 72" 1/4SAE R22/R134 600-3000PSI APPLI PARTS APMG-H72630 REF. MAN-400L</p>	<p>G1401.2301</p>  <p>MANIFOLD VALVE (SINGLE) APMG-1B</p>
<p>G0105.4311AP</p>  <p>Piercing Service Plier 3/16" - 1/2", 1/4" FLARE APPLI PARTS APT-4311</p>	<p>G2406.21</p>  <p>PIERCING VALVE 1/2 , 5/8 APPLI PARTS APT-PV210 REF. VAP-21</p>	<p>G2406.110</p>  <p>PIERCING VALVE 1/4 , 5/16 , 3/8 WITH 1/4" SAE SERVICE PORT APPLI PARTS APT-PV110</p>	<p>G2406.STV2</p>  <p>PIERCING VALVE STV-2 (3/8 - 1 3/8)</p>	<p>G0201.1600</p>  <p>PRESSURE PUMP (HIDROJET) 1600 PSI 115V 60HZ</p>
<p>G1401.B</p>  <p>PROTECTIVE GAUGE BOOTS (BLUE) APPLI PARTS APMG-GBB</p>	<p>G1401.R</p>  <p>PROTECTIVE GAUGE BOOTS (RED) APPLI PARTS APMG-GBR</p>	<p>G1401.134H</p>  <p>QUICK COUPLER AUTOMOTIVE R-134 HIGH APPLI PARTS APQC-134H</p>	<p>G1401.12KIT</p>  <p>QUICK COUPLER AUTOMOTIVE R-134 KIT APPLI PARTS APQC-134K</p>	<p>G1401.134L</p>  <p>QUICK COUPLER AUTOMOTIVE R-134 LOW APPLI PARTS APQC-134L</p>
<p>G1401.12H</p>  <p>QUICK COUPLER HIG 12H APPLI PARTS</p>	<p>GX.51614</p>  <p>R410 MINI-SPLIT CHARGING ADAPTOR 5/16" FEMALE X 1/4" MALE WITH VALVE CORE AND DEPRESSOR APPLI PARTS APCA-51614</p>	<p>G1300.202</p>  <p>RATCHET WRENCH 1/4 - 3/8 - 3/16 - 5/16 APPLI PARTS APT-RW122</p>	<p>G1401.VC12</p>  <p>REFRIGERATION CONNECTOR WITH VALVE APPLI PARTS VC12</p>	<p>G1401.15</p>  <p>REFRIGERATION HOSE WITH VALVE 6" 1/4X1/4 APPLI PARTS APMG-H06630 REF. MAN-15V</p>



Galpa Export APPLI PARTS TOOLS

<p>G1300.161</p>  <p>SCREWDRIVER MULTIPLE 6 IN 1 PHILLIPS / NUT 1/4-5/16 DES-161</p>	<p>G1300.14</p>  <p>SCREWDRIVER NUT 1/4 DES-14</p>	<p>G1300.516</p>  <p>SCREWDRIVER NUT 5/16 DES-516</p>	<p>G0105.100AP</p>  <p>SEALING PLIER 7" 1/8" - 1/4" APPLI PARTS APT-201</p>	<p>G0105.201</p> <p>SEALING PLIERS 7" 1/8" - 1/4" APPLI PARTS APT-201</p>
<p>G2406.5</p>  <p>SERVICE VALVE SINOLE 1/4 X 1/4 APPLI PARTS 2" (5 CM)</p>	<p>G2406.58</p>  <p>SERVICE VALVE SINOLE 1/4 X 1/4 APPLI PARTS 3" (8 CM)</p>	<p>G2406.51</p>  <p>SERVICE VALVE SINOLE 1/4 X 1/4 APPLI PARTS 4" (10 CM)</p>	<p>G2406.6</p>  <p>SERVICE VALVE SINOLE 1/4 X 1/8 APPLI PARTS 2" (5 CM)</p>	<p>G2406.7</p>  <p>SERVICE VALVE SINOLE 1/4 X 3/16 APPLI PARTS 2" (5 CM)</p>
<p>G2406.78</p>  <p>SERVICE VALVE SINOLE 1/4 X 3/16 APPLI PARTS 3" (8 CM)</p>	<p>G0508.141</p>  <p>SWAGING PUNCH 1/4" EXP-14</p>	<p>G0508.1931</p>  <p>SWAGING PUNCH KIT 1/4-5/16-3/8-1/2-5/8 APPLI PARTS APT-SP193 REF. EXP-1931</p>	<p>G2202.WT2</p>  <p>THERMOMETER DIGITAL APPLI PARTS -50+300 CELSIUS WT-2 RAA-WT2</p>	<p>G2202.477</p>  <p>THERMOMETER DIGITAL POCKET APPLI PARTS RAA-477</p>
<p>G2202.600</p>  <p>THERMOMETER LASER HT350 / AR350</p>	<p>G0105.369</p>  <p>TUBE BENDER 1/4-5/16-3/8 (3 IN 1) 180 APPLI PARTS APT-TB369</p>	<p>G0325.105</p>  <p>TUBE CUTTER 1/8 - 1 1/8 (3 - 29mm) APPLI PARTS APT-TC105</p>	<p>G0325.274</p>  <p>TUBE CUTTER 1/8 - 1 1/8 (4-28mm) APPLI PARTS APT-TC274</p>	<p>G0325.058</p>  <p>TUBE CUTTER MINI 1/8" - 5/8" (3-16MM) APPLI PARTS APT-TC127</p>
<p>G0325.078</p>  <p>TUBE CUTTER MINI 1/8" - 7/8" (3-22MM) APPLI PARTS APT-TC128</p>	<p>G1401.VC3PK</p>  <p>VALVE CORE EXTRACTOR WITH VALVE APPLI PARTS VC-3PK</p>	<p>G2202.5050</p>  <p>WALL THERMOMETER APPLI PARTS -50/+50C -60/+120F RAA-5050</p>		