



# Galpa Export































## APPLI PARTS A/C AND REFRIGERATION MOTORS

<p><b>GAXF-200-1</b></p>  <p>EXTRACTOR FAN 200MM 110V/1PH/60HZ 40W 1600RPM WORK TEMP -22F TO 140F APPLI PARTS AXF-200-1</p>	<p><b>GAXF-200</b></p>  <p>EXTRACTOR FAN 200MM 220V/1PH/50-60HZ 40W 1600RPM WORK TEMP -22F TO 140F APPLI PARTS AXF-200</p>	<p><b>GAXF-250-1</b></p>  <p>EXTRACTOR FAN 250MM 110V/1PH/60HZ 68W 1620RPM WORK TEMP -22F TO 140F APPLI PARTS AXF-250-1</p>	<p><b>GAXF-250</b></p>  <p>EXTRACTOR FAN 250MM 220V/1PH/50-60HZ 68W 1620RPM WORK TEMP -22F TO 140F APPLI PARTS AXF-250</p>	<p><b>GAXF-300-1</b></p>  <p>EXTRACTOR FAN 300MM 110V/1PH/60HZ 115W 1550RPM WORK TEMP -22F TO 140F APPLI PARTS AXF-300-1</p>
<p><b>GAXF-300</b></p>  <p>EXTRACTOR FAN 300MM 220V/1PH/50-60HZ 102W 1520RPM WORK TEMP -22F TO 140F APPLI PARTS AXF-300</p>	<p><b>GAXF-350-1</b></p>  <p>EXTRACTOR FAN 350MM 110V/1PH/60HZ 180W 1550RPM WORK TEMP -22F TO 140F APPLI PARTS AXF-350-1</p>	<p><b>GAXF-350</b></p>  <p>EXTRACTOR FAN 350MM 220V/1PH/50-60HZ 196W 1500RPM WORK TEMP -22F TO 140F AXF-350 APPLI PARTS</p>	<p><b>GAXF-400</b></p>  <p>EXTRACTOR FAN 400MM 220V/1PH/50-60HZ 300W 1565RPM WORK TEMP -22F TO 140F APPLI PARTS AXF-400</p>	<p><b>GAXF-450</b></p>  <p>EXTRACTOR FAN 450MM 220V/1PH/60HZ 436W 1620RPM WORK TEMP -22F TO 140F APPLI PARTS AXF-450</p>
<p><b>GAXF-450-3</b></p>  <p>EXTRACTOR FAN 450MM 220V/3PH/60HZ 330W 1600RPM WORK TEMP -22F TO 140F APPLI PARTS AXF-450-3</p>	<p><b>GAXF-500</b></p>  <p>EXTRACTOR FAN 500MM 220V/1PH/60HZ 557W 1410RPM WORK TEMP -22F TO 140F APPLI PARTS AXF-500</p>	<p><b>GAXF-550</b></p>  <p>EXTRACTOR FAN 550MM 220V/1PH/60HZ 725W 1400RPM WORK TEMP -22F TO 140F APPLI PARTS AXF-550</p>	<p><b>GAXF-600</b></p>  <p>EXTRACTOR FAN 600MM 220V/1PH/60HZ 920W 1600RPM WORK TEMP -22F TO 140F APPLI PARTS AXF-600</p>	<p><b>GAXF-630</b></p>  <p>EXTRACTOR FAN 630MM 220V/1PH/60HZ 1150W 1500RPM WORK TEMP -22F TO 140F APPLI PARTS AXF-630</p>
<p><b>G1410.317</b></p>  <p>FAN MOTOR "317" 110V 50/60HZ 0.21A 11.5W CCWSE 3000RPM APPLI PARTS APFM-317 REF. NUV-317</p>	<p><b>G1410.329</b></p>  <p>FAN MOTOR "329" 110V 50/60HZ 20W CWLE 3000RPM UL E479056 APPLI PARTS APFM-329 REF. NUV-329</p>	<p><b>G1410.335</b></p>  <p>FAN MOTOR "55" 110V 50/60HZ 0.38A 18W 3000RPM CW UL E479056 APPLI PARTS APFM-55 REF. NUV-335</p>	<p><b>G1410.670</b></p>  <p>FAN MOTOR "670" KIT 110V 50/60HZ 1/130HP (FAN BLADE 4 - 5.4) APPLI PARTS APFM-670 UL E479056 REF. NUV-670</p>	<p><b>G1410.672</b></p>  <p>FAN MOTOR "672" KIT 220V 1/130HP 50/60HZ APPLI PARTS APFM-672 REF. NUV-672</p>
<p><b>G1410.998</b></p>  <p>FAN MOTOR "998" UNIVERSAL KIT 220V 50/60HZ APPLI PARTS APFM-998 REF. NUV-998</p>	<p><b>G1410.999</b></p>  <p>FAN MOTOR "999" UNIVERSAL KIT 110V 50/60HZ 0.38A 18W CWSE 3000RPM UL E479056 APPLI PARTS APFM-999 REF. NUV-999</p>	<p><b>G1415.26</b></p>  <p>FAN MOTOR "BOHN" TYPE 1/15HP 230V 60HZ 1.2A 1550RPM CCWLE BALLB 1SFT APPLI PARTS APFM-26 REF. AP26 / D1126</p>	<p><b>G1415.24</b></p>  <p>FAN MOTOR "BOHN" TYPE 1/20HP 115V 60HZ 2.1A 1550RPM CCWLE BALLB 1SFT APPLI PARTS APFM-24 REF. AP24 / D1124</p>	<p><b>G1415.5462</b></p>  <p>FAN MOTOR "CONDENSER RESCUE" TYPE 1/6-1/3HP 230V 60HZ 2.8A 1075RPM 7.5MFD/370VAC 2SPD REVERS BALLB 1SFT FRAME 48 UL E486336 APPLI PARTS</p>
<p><b>G1417.10</b></p>  <p>FAN MOTOR "ELCO" TYPE 10W 110V 60HZ 0.65A 1450RPM FAN 9 1/16" CCWSE WITH BASE AND FAN BLADE APPLI PARTS APFM-101E REF. NUV-010</p>	<p><b>G1417.10-2</b></p>  <p>FAN MOTOR "ELCO" TYPE 10W 220V 50-60HZ 0.35A 1300RPM FAN 9 1/16" CCWSE WITH BASE AND FAN BLADE APPLI PARTS APFM-102E REF. NUV-010-2</p>	<p><b>G1417.16</b></p>  <p>FAN MOTOR "ELCO" TYPE 16W 110V 60HZ 0.95A 1450RPM FAN 9 13/16" CCWSE WITH BASE AND FAN BLADE APPLI PARTS APFM-161E REF. NUV-016</p>	<p><b>G1417.16-2</b></p>  <p>FAN MOTOR "ELCO" TYPE 16W 220V 50-60HZ 0.5A 1300RPM FAN 9 13/16" CCWSE WITH BASE AND FAN BLADE APPLI PARTS APFM-162E REF. NUV-016-2</p>	<p><b>G1417.18</b></p>  <p>FAN MOTOR "ELCO" TYPE 18W 110V 60HZ 1.10A 1450RPM FAN 11 13/16 CCWSE APPLI PARTS APFM-181E</p>



# Galpa Export

## APPLI PARTS A/C AND REFRIGERATION MOTORS

<p><b>G1417.18-2</b></p>  <p>FAN MOTOR "ELCO" TYPE 18W 220V 50-60HZ 0.5A 1300RPM FAN 11 13/16 CCWSE APPLI PARTS APFM-182E</p>	<p><b>G1417.25</b></p>  <p>FAN MOTOR "ELCO" TYPE 25W 110V 60HZ 1.2A 1450RPM FAN 11 13/16" CCWSE WITH BASE AND FAN BLADE APPLI PARTS APFM-251E REF.</p>	<p><b>G1417.25-2</b></p>  <p>FAN MOTOR "ELCO" TYPE 25W 220V 50-60HZ 1.0A 1300RPM FAN 11 13/16" CCWSE WITH BASE AND FAN BLADE APPLI PARTS APFM-252E REF.</p>	<p><b>G1417.34</b></p>  <p>FAN MOTOR "ELCO" TYPE 34W 110V 60HZ 1.5A 1450RPM FAN 11 13/16" CCWSE WITH BASE AND FAN BLADE APPLI PARTS APFM-341E REF.</p>	<p><b>G1417.342</b></p>  <p>FAN MOTOR "ELCO" TYPE 34W 220V 50-60HZ 1.2A 1300RPM FAN 11 13/16" CCWSE WITH BASE AND FAN BLADE APPLI PARTS APFM-342E REF.</p>
<p><b>G1417.05</b></p>  <p>FAN MOTOR "ELCO" TYPE 5W 110V 60HZ 0.4A 1450RPM FAN 7 7/8" CCWSE APPLI PARTS APFM-51E REF. NUV-005</p>	<p><b>G1417.05-2</b></p>  <p>FAN MOTOR "ELCO" TYPE 5W 220V 50-60HZ 0.2A 1300RPM FAN 7 7/8" CCWSE WITH BASE AND FAN BLADE APPLI PARTS APFM-52E REF.</p>	<p><b>G1417.07</b></p>  <p>FAN MOTOR "ELCO" TYPE 7W 110V 60HZ 0.55A 1450RPM FAN 9 1/16 CCWSE APPLI PARTS APFM-71E</p>	<p><b>G1417.07-2</b></p>  <p>FAN MOTOR "ELCO" TYPE 7W 220V 50-60HZ 0.23A 1300RPM FAN 9 1/16 CCWSE APPLI PARTS APFM-72E</p>	<p><b>G1415.5461</b></p>  <p>FAN MOTOR "EVAPORATOR RESCUE" TYPE 1/6-1/2HP 230V 60HZ 3.9A 1075RPM 10MFD/370VAC 4SPD REVERS BALLB 1SFT UL E486336 APPLI PARTS APFM-5461</p>
<p><b>G1415.10F</b></p>  <p>FAN MOTOR "FAN COIL" TYPE 1/10HP 230V 60HZ 0.7A 1250/1400RPM 3MFD/450VAC 4SPD CCWLE BALLB 2SFT APPLI PARTS APFM-505 REF. 504</p>	<p><b>G1415.16F</b></p>  <p>FAN MOTOR "FAN COIL" TYPE 1/6HP 230V 60HZ 1.4A 1500RPM 5MFD/450VAC 4SPD CCWLE BALLB 2SFT APPLI PARTS APFM-505 REF. 505</p>	<p><b>G1414.5823A</b></p>  <p>FAN MOTOR "GE" TYPE 16W 110V 50/60HZ 0.95A 1550RPM CWLE APPLI PARTS APFM-161G REF. NUV-G016</p>	<p><b>G1414.5823A2</b></p>  <p>FAN MOTOR "GE" TYPE 16W 220V 50/60HZ 0.48A 1550RPM CWLE APPLI PARTS APFM-162G REF. NUV-G016-2</p>	<p><b>G1414.5013A</b></p>  <p>FAN MOTOR "GE" TYPE 2W 115V 50/60HZ 0.24A 1550RPM CWLE APPLI PARTS APFM-21G REF. NUV-G002</p>
<p><b>G1414.5213A</b></p>  <p>FAN MOTOR "GE" TYPE 4W 115V 50/60HZ 0.35A 1550RPM CWLE APPLI PARTS APFM-41G REF. NUV-G004</p>	<p><b>G1414.5213A2</b></p>  <p>FAN MOTOR "GE" TYPE 4W 230V 50/60HZ 0.18A 1550RPM CWLE APPLI PARTS APFM-42G REF. NUV-G004-2</p>	<p><b>G1414.5413A</b></p>  <p>FAN MOTOR "GE" TYPE 9W 115V 50/60HZ 0.55A 1550RPM CWLE APPLI PARTS APFM-91G REF. NUV-G009</p>	<p><b>G1414.5423A</b></p>  <p>FAN MOTOR "GE" TYPE 9W 230V 50/60HZ 0.31A 1550RPM CWLE APPLI PARTS APFM-92G REF. NUV-G009-2</p>	<p><b>G1415.01</b></p>  <p>FAN MOTOR "LARKIN" TYPE 1/20HP 115V 60HZ 2.1A 1550RPM CWLE BALLB 1SFT UL E486336 APPLI PARTS APFM-01 REF. D1101</p>
<p><b>G1415.02</b></p>  <p>FAN MOTOR "LARKIN" TYPE 1/20HP 230V 60HZ 1.1A 1550RPM CWLE BALLB 1SFT UL E486336 APPLI PARTS APFM-02 REF. D1103</p>	<p><b>G1415.1127</b></p>  <p>FAN MOTOR "MULTI PURPOSE" TYPE 1/12 - 1/20HP 115-230V 0.5/1.1A 1550RPM 4MFD/370VAC REVERS BALLB 1SFT APPLI PARTS APFM-1127</p>	<p><b>G1415.112</b></p>  <p>FAN MOTOR "VERTICAL CONDENSER" TYPE 1/2HP 230V 60HZ 3.0A 1075RPM 10MFD/370VAC REVERS BALLB 1SFT UL E486336 APPLI PARTS APFM-3730 REF. 3730</p>	<p><b>G1415.113</b></p>  <p>FAN MOTOR "VERTICAL CONDENSER" TYPE 1/3HP 230V 60HZ 2.1A 1075RPM 7.5MFD/370VAC REVERS BALLB 1SFT UL E486336 APPLI PARTS APFM-3729</p>	<p><b>G1415.3205AP</b></p>  <p>FAN MOTOR "VERTICAL CONDENSER" TYPE 1/3HP 230V 60HZ 2.9A 825RPM 7.5MFD/370VAC REVERS BALLB 1SFT UL E486336 APPLI PARTS APFM-1875</p>
<p><b>G1415.114</b></p>  <p>FAN MOTOR "VERTICAL CONDENSER" TYPE 1/4HP 230V 60HZ 1.7A 1075RPM 5MFD/370VAC REVERS BALLB 1SFT UL E486336 APPLI PARTS APFM-3726 REF.</p>	<p><b>G1415.3204AP</b></p>  <p>FAN MOTOR "VERTICAL CONDENSER" TYPE 1/4HP 230V 60HZ 1.9A 825RPM 5MFD/370VAC REVERS BALLB 1SFT UL E486336 APPLI PARTS APFM-1874 REF.</p>	<p><b>G1415.116</b></p>  <p>FAN MOTOR "VERTICAL CONDENSER" TYPE 1/6HP 230V 60HZ 1.0A 1075RPM 5MFD/370VAC REVERS BALLB 1SFT UL E486336 APPLI PARTS APFM-3727 REF.</p>	<p><b>G1415.134R</b></p>  <p>FAN MOTOR "VERTICAL CONDENSER" TYPE 3/4HP 230V 60HZ 4.6A 1075RPM 10MFD/370VAC REVERS BALLB 1SFT UL E486336 APPLI PARTS APFM-3735 REF.</p>	<p><b>G1415.1344</b></p>  <p>FAN MOTOR "VERTICAL CONDENSER" TYPE 3/4HP 460V 60HZ 2.0A 1075RPM 10MFD/600VAC REVERS BALLB 1SFT APPLI PARTS APFM-3742 REF. 3742</p>



# Galpa Export APPLI PARTS A/C AND REFRIGERATION MOTORS

**G1415.27**



MOTOR 1/15HP CCW  
115V/60HZ 1550RPM AP27  
APPLI PARTS

**G1415.25**



MOTOR 1/20HP CW  
230V/50-60HZ 1550RPM AP25  
APPLI PARTS

**G1415.134**



MOTOR 3/4HP 1075RPM  
230V/60H 1 SHAFT 3731  
APPLI PARTS BALL BEARING