





































Galpa Export TRANE MINI SPLIT TYPE AIR CONDITIONER

<p>G4TYK5512A1000AA</p> <p>CONDENSING UNIT 12.000BTU R410 208-230V/60HZ/1PH TRANE INVERTER UP TO SEER 18 4TYK5512A1000AA</p>	<p>G4TYK5512A100CAA</p>  <p>CONDENSING UNIT 12.000BTU R410 208-230V/60HZ/1PH TRANE INVERTER UP TO SEER18 BLUE FIN</p>	<p>G4TYK8512A100CAA</p>  <p>CONDENSING UNIT 12.000BTU R410 208-230V/60HZ/1PH TRANE INVERTER UP TO SEER22 BLUE FIN</p>	<p>G4TYK1612A1000BA</p> <p>CONDENSING UNIT 12.000BTU R410 220V/60HZ/1PH TRANE INVERTER SEER15 (ONLY WITH 4MYW1612A1000BA)</p>	<p>G4TYK4512A1P00AA</p>  <p>CONDENSING UNIT 12.000BTU R410 220V/60HZ/1PH TRANE INVERTER SEER15 (ONLY WITH 4MYW4512A1000AA)</p>
<p>G4TYK5512A1P00BA</p> <p>CONDENSING UNIT 12.000BTU R410 220V/60HZ/1PH TRANE INVERTER SEER18 (ONLY WITH 4MYW5512A1000BA)</p>	<p>G4TXK9512A1</p>  <p>CONDENSING UNIT 12.000BTU R410 220V/60HZ/1PH TRANE INVERTER SEER27 (ONLY WITH 4MXW9512A1)</p>	<p>G4TYK5518A100CAA</p>  <p>CONDENSING UNIT 18.000BTU R410 208-230V/60HZ/1PH TRANE INVERTER UP TO SEER18 BLUE FIN</p>	<p>G4TYK1618A1000BA</p> <p>CONDENSING UNIT 18.000BTU R410 220V/60HZ/1PH TRANE INVERTER SEER15 (ONLY WITH 4MYW1618A1000BA)</p>	<p>G4TYK4518A1P00AA</p>  <p>CONDENSING UNIT 18.000BTU R410 220V/60HZ/1PH TRANE INVERTER SEER15 (ONLY WITH 4MYW4518A1000AA)</p>
<p>G4TYK5518A1P00AA</p> <p>CONDENSING UNIT 18.000BTU R410 220V/60HZ/1PH TRANE INVERTER SEER18 (ONLY WITH 4MYW5518A1000AA)</p>	<p>G4TXK9518A1</p>  <p>CONDENSING UNIT 18.000BTU R410 220V/60HZ/1PH TRANE INVERTER SEER27 (ONLY WITH 4MXW9518A1)</p>	<p>G4TYK5524A100CAA</p>  <p>CONDENSING UNIT 24.000BTU R410 208-230V/60HZ/1PH TRANE INVERTER UP TO SEER18 BLUE FIN</p>	<p>G4TYK1624A1000BA</p> <p>CONDENSING UNIT 24.000BTU R410 220V/60HZ/1PH TRANE INVERTER SEER15 (ONLY WITH 4MYW1624A1000BA)</p>	<p>G4TYK4524A1P00AA</p>  <p>CONDENSING UNIT 24.000BTU R410 220V/60HZ/1PH TRANE INVERTER SEER15 (ONLY WITH 4MYW4524A1000AA)</p>
<p>G4TYK5524A1P00AA</p> <p>CONDENSING UNIT 24.000BTU R410 220V/60HZ/1PH TRANE INVERTER SEER18 (ONLY WITH 4MYW5524A1000AA)</p>	<p>G4TXK9524A1</p>  <p>CONDENSING UNIT 24.000BTU R410 220V/60HZ/1PH TRANE INVERTER SEER27 (ONLY WITH 4MXW9524A1)</p>	<p>G4TYK8536A1</p>  <p>CONDENSING UNIT 36.000BTU R410 208-230V/60HZ/1PH TRANE INVERTER UP TO SEER22 BLUE FIN</p>	<p>G4TYK8536A1P0CCA</p> <p>CONDENSING UNIT 36.000BTU R410 220V/60HZ/1PH TRANE INVERTER SEER16 (ONLY WITH 4MYW8536A1000CA)</p>	<p>G4TYK1609A1000BA</p> <p>CONDENSING UNIT 9.000BTU R410 220V/60HZ/1PH TRANE INVERTER SEER15 (ONLY WITH 4MYW1609A1000BA)</p>
<p>G4TYK4509A1P00AA</p>  <p>CONDENSING UNIT 9.000BTU R410 220V/60HZ/1PH TRANE INVERTER SEER15 (ONLY WITH 4MYW4509A1000AA)</p>	<p>G4TYK5509A1P00BA</p> <p>CONDENSING UNIT 9.000BTU R410 220V/60HZ/1PH TRANE INVERTER SEER18 (ONLY WITH 4MYW5509A1000BA)</p>	<p>G4TXK9509A1</p>  <p>CONDENSING UNIT 9.000BTU R410 220V/60HZ/1PH TRANE INVERTER SEER27 (ONLY WITH 4MXW9509A1)</p>	<p>G4MYW5512A1000AA</p>  <p>CONSOLE 12.000BTU R410 208-230V/60HZ/1PH TRANE UP TO SEER18</p>	<p>G4MYW8512A1000AA</p>  <p>CONSOLE 12.000BTU R410 208-230V/60HZ/1PH TRANE UP TO SEER22</p>
<p>G4MYW4512A1000AA</p>  <p>CONSOLE 12.000BTU R410 220V/60HZ/1PH TRANE SEER15 (ONLY WITH 4TYK4512A1P00AA)</p>	<p>G4MYW1609A1000BA</p> <p>CONSOLE 12.000BTU R410 220V/60HZ/1PH TRANE SEER16 (ONLY WITH 4TYK1609A1000BA)</p>	<p>G4MYW1612A1000BA</p> <p>CONSOLE 12.000BTU R410 220V/60HZ/1PH TRANE SEER16 (ONLY WITH 4TYK1612A1000BA)</p>	<p>G4MXW9512A1</p>  <p>CONSOLE 12.000BTU R410 220V/60HZ/1PH TRANE SEER27 (ONLY WITH 4TXK9512A1)</p>	<p>G4MYW5518A1000AA</p>  <p>CONSOLE 18.000BTU R410 208-230V/60HZ/1PH TRANE UP TO SEER18</p>



Galpa Export TRANE MINI SPLIT TYPE AIR CONDITIONER

<p>G4MYW4518A1000AA</p>  <p>CONSOLE 18.000BTU R410 220V/60HZ/1PH TRANE SEER15 (ONLY WITH 4TYK4518A1P00AA)</p>	<p>G4MYW1618A1000BA</p>  <p>CONSOLE 18.000BTU R410 220V/60HZ/1PH TRANE SEER16 (ONLY WITH 4TYK1618A1000BA)</p>	<p>G4MXW9518A1</p>  <p>CONSOLE 18.000BTU R410 220V/60HZ/1PH TRANE SEER27 (ONLY WITH 4TXK9518A1)</p>	<p>G4MYW5524A1000AA</p>  <p>CONSOLE 24.000BTU R410 208-230V/60HZ/1PH TRANE UP TO SEER18</p>	<p>G4MYW4524A1000AA</p>  <p>CONSOLE 24.000BTU R410 220V/60HZ/1PH TRANE SEER15 (ONLY WITH 4TYK4524A1P00AA)</p>
<p>G4MYW1624A1000BA</p>  <p>CONSOLE 24.000BTU R410 220V/60HZ/1PH TRANE SEER16 (ONLY WITH 4TYK1612A1000BA)</p>	<p>G4MXW9524A1</p>  <p>CONSOLE 24.000BTU R410 220V/60HZ/1PH TRANE SEER27 (ONLY WITH 4TXK9524A1)</p>	<p>G4MYW8536A1</p>  <p>CONSOLE 36.000BTU R410 208-230V/60HZ/1PH TRANE UP TO SEER22</p>	<p>G4MYW8536A1000CA</p>  <p>CONSOLE 36.000BTU R410 220V/60HZ/1PH TRANE SEER16 (ONLY WITH 4TYK8536A1P0CCA)</p>	<p>G4MYW4509A1000AA</p>  <p>CONSOLE 9.000BTU R410 220V/60HZ/1PH TRANE SEER15 (ONLY WITH 4TYK4509A1P00AA)</p>
<p>G4MXW9509A1</p>  <p>CONSOLE 9.000BTU R410 220V/60HZ/1PH TRANE SEER27 (ONLY WITH 4TXK9509A1)</p>	<p>GMPT8512</p>  <p>MINI SPLIT TRANE 12.000BTU INVERTER UP TO SEER22 G4TYK8512A100CAA / G4MYW8512A1000AA</p>	<p>GMPT5518</p>  <p>MINI SPLIT TRANE 18.000BTU INVERTER UP TO SEER18 G4TYK5518A100CAA / G4MYW5518A1000AA</p>	<p>GMPT5524</p>  <p>MINI SPLIT TRANE 24.000BTU INVERTER UP TO SEER18 G4TYK5524A100CAA / G4MYW5524A1000AA</p>	<p>GMPT8536</p>  <p>MINI SPLIT TRANE 36.000BTU INVERTER UP TO SEER22 G4TYK8536A1 / G4MYW8536A1</p>
<p>GMPT5512</p>  <p>MINISPLIT TRANE 12.000BTU INVERTER UP TO SEER18 G4TYK5512A100CAA / G4MYW5512A1000AA</p>				