

































Galpa Export TRANE ROOF TOP PACKAGE AIR CONDITIONER

<p>GBAYHZRT001A</p> <p>HORIZONTAL DUCT CONVERSION KIT ROOFTOP TRANE</p>	<p>GYHC120F3</p> <p>PACKAGED UNIT 120.000BTU R410 208-230V/60HZ/3PH TRANE PRECEDENT YHC120F3</p>	<p>GTSC036E1E</p>  <p>PACKAGED UNIT 36.000BTU R410 220V/60HZ/1PH TRANE PRECEDENT TSC036E1E0A0000</p>	<p>GTSC036E3E</p>  <p>PACKAGED UNIT 36.000BTU R410 220V/60HZ/3PH TRANE PRECEDENT TSC036E3E0A0000</p>	<p>GTHC036E4E</p>  <p>PACKAGED UNIT 36.000BTU R410 460V/60HZ/3PH TRANE PRECEDENT THC036E4E</p>
<p>GTHC037E4R0A0000</p>  <p>PACKAGED UNIT 36.000BTU R410 460V/60HZ/3PH TRANE PRECEDENT THC037E4R0A0000</p>	<p>GTSC036E4E0A0000</p>  <p>PACKAGED UNIT 36.000BTU R410 460V/60HZ/3PH TRANE PRECEDENT TSC036E4E0A0000</p>	<p>GTHC036E4R</p>  <p>PACKAGED UNIT 36.000BTU R410 460V/60HZ/3PH TRANE THC036E4R</p>	<p>GTSC048E1E</p>  <p>PACKAGED UNIT 48.000BTU R410 220V/60HZ/1PH TRANE PRECEDENT TSC048E1E0A0000</p>	<p>GTSC048E3E</p>  <p>PACKAGED UNIT 48.000BTU R410 220V/60HZ/3PH TRANE PRECEDENT TSC048E3E0A0000</p>
<p>GTHC047E4R0A0000</p>  <p>PACKAGED UNIT 48.000BTU R410 460V/60HZ/3PH TRANE PRECEDENT THC047E4R0A0000</p>	<p>GTHC048F4E</p>  <p>PACKAGED UNIT 48.000BTU R410 460V/60HZ/3PH TRANE PRECEDENT THC048F4E</p>	<p>GTHC048F4E0A0000</p>  <p>PACKAGED UNIT 48.000BTU R410 460V/60HZ/3PH TRANE PRECEDENT THC048F4E0A0000</p>	<p>GTSC048E4E0A0000</p>  <p>PACKAGED UNIT 48.000BTU R410 460V/60HZ/3PH TRANE PRECEDENT TSC048E4E0A0000</p>	<p>GTHC048E4E</p>  <p>PACKAGED UNIT 48.000BTU R410 460V/60HZ/3PH TRANE THC048E4E</p>
<p>GTSC060E1E</p>  <p>PACKAGED UNIT 60.000BTU R410 220V/60HZ/1PH TRANE PRECEDENT TSC060E1E0A0000</p>	<p>GTSC060E3E</p>  <p>PACKAGED UNIT 60.000BTU R410 220V/60HZ/3PH TRANE PRECEDENT TSC060E3E0A0000</p>	<p>GTHC067E4R0A0000</p>  <p>PACKAGED UNIT 60.000BTU R410 460V/60HZ/3PH TRANE PRECEDENT THC067E4R0A0000</p>	<p>GTSC060E4E0A0000</p>  <p>PACKAGED UNIT 60.000BTU R410 460V/60HZ/3PH TRANE PRECEDENT TSC060E4E0A0000</p>	<p>GTHC060E4E</p>  <p>PACKAGED UNIT 60.000BTU R410 460V/60HZ/3PH TRANE THC060E4E</p>
<p>GTHC060F4E</p>  <p>PACKAGED UNIT 60.000BTU R410 460V/60HZ/3PH TRANE THC060F4E</p>	<p>GTHC072F4E</p>  <p>PACKAGED UNIT 72.000BTU R410 460V/60HZ/3PH TRANE PRECEDENT THC072F4E</p>	<p>GTHC072F4R0A0000</p>  <p>PACKAGED UNIT 72.000BTU R410 460V/60HZ/3PH TRANE PRECEDENT THC072F4R0A0000</p>	<p>GTHC072E4E</p>  <p>PACKAGED UNIT 72.000BTU R410 460V/60HZ/3PH TRANE THC072E4E</p>	<p>GTHC092F4E</p>  <p>PACKAGED UNIT 92.000BTU R410 460V/60HZ/3PH TRANE PRECEDENT THC092F4E</p>
<p>GTHC092F4R0A0000</p>  <p>PACKAGED UNIT 92.000BTU R410 460V/60HZ/3PH TRANE PRECEDENT THC092F4R0A0000</p>	<p>GTZC102F3</p> <p>PACKAGED UNIT 102.000BTU R410 208-230V/60HZ/3PH TRANE eFLEX PRECEDENT TZC102F3</p>	<p>GTHC102F3E</p> <p>PACKAGED UNIT 102.000BTU R410 220V/60HZ/3PH TRANE PRECEDENT THC102F3E</p>	<p>GTHC102F3R0A0000</p>  <p>PACKAGED UNIT 102.000BTU R410 220V/60HZ/3PH TRANE PRECEDENT THC102F3R0A0000</p>	<p>GTSC102F3E0A0000</p>  <p>PACKAGED UNIT 102.000BTU R410 220V/60HZ/3PH TRANE PRECEDENT TSC102F3E0A0000</p>




Galpa Export TRANE ROOF TOP PACKAGE AIR CONDITIONER

<p>GTHC102F4R0A0000</p>  <p>PACKAGED UNIT 102.000BTU R410 460V/60HZ/3PH TRANE PRECEDENT THC102F4R0A0000</p>	<p>GTSC102F4E0A0000</p>  <p>PACKAGED UNIT 102.000BTU R410 460V/60HZ/3PH TRANE PRECEDENT TSC102F4E0A0000</p>	<p>GTZC120F3R0A</p>  <p>PACKAGED UNIT 120.000BTU R410 208-230V/60HZ/3PH TRANE eFLEX PRECEDENT TZC120F3R0A</p>	<p>GTHC120E3R0A0000</p>  <p>PACKAGED UNIT 120.000BTU R410 208-230V/60HZ/3PH TRANE PRECEDENT THC120E3R0A0000 (DUAL CIRCUIT)</p>	<p>GTHC120F3E</p>  <p>PACKAGED UNIT 120.000BTU R410 208-230V/60HZ/3PH TRANE PRECEDENT THC120F3E (DUAL CIRCUIT)</p>
<p>GTSC120F3</p>  <p>PACKAGED UNIT 120.000BTU R410 220V/60HZ/3PH TRANE PRECEDENT TSC120F3E</p>	<p>GTHC120E4R0A0000</p>  <p>PACKAGED UNIT 120.000BTU R410 460V/60HZ/3PH TRANE PRECEDENT THC120E4R0A0000 (DUAL CIRCUIT)</p>	<p>GTSC120F4E0A0000</p>  <p>PACKAGED UNIT 120.000BTU R410 460V/60HZ/3PH TRANE PRECEDENT TSC120F4E</p>	<p>GTHC120E4E</p>  <p>PACKAGED UNIT 120.000BTU R410 460V/60HZ/3PH TRANE THC120E4E</p>	<p>GTHC120F4E</p>  <p>PACKAGED UNIT 120.000BTU R410 460V/60HZ/3PH TRANE THC120F4E (DUAL CIRCUIT)</p>
<p>GTSC120E4E0A</p>  <p>PACKAGED UNIT 120.000BTU R410 460V/60HZ/3PH TRANE TSC120H4E0A</p>	<p>GTZD150F3R0B</p>  <p>PACKAGED UNIT 150.000BTU R410 208-230V/60HZ/3PH TRANE VOYAGER EFLEX TZD150F3R0B DOWNFLOW DISCHARGE</p>	<p>GTHD150G3R00A</p>  <p>PACKAGED UNIT 150.000BTU R410 208-230V/60HZ/3PH TRANE VOYAGER THD150G3R00A DOWNFLOW DISCHARGE</p>	<p>GTHH150G3R00A</p>  <p>PACKAGED UNIT 150.000BTU R410 208-230V/60HZ/3PH TRANE VOYAGER THH150G3R00A HORIZONTAL DISCHARGE</p>	<p>GTSD150F3R00A</p>  <p>PACKAGED UNIT 150.000BTU R410 208-230V/60HZ/3PH TRANE VOYAGER TSD150F3R00A DOWNFLOW DISCHARGE</p>
<p>GTSH150F3R0A</p>  <p>PACKAGED UNIT 150.000BTU R410 208-230V/60HZ/3PH TRANE VOYAGER TSH150F3R00A HORIZONTAL DISCHARGE</p>	<p>GTZH150F3R0B</p>  <p>PACKAGED UNIT 150.000BTU R410 208-230V/60HZ/3PH TRANE VOYAGER TZH150F3R0B HORIZONTAL DISCHARGE</p>	<p>GTZD150F4R0B</p>  <p>PACKAGED UNIT 150.000BTU R410 460V/60HZ/3PH TRANE VOYAGER EFLEX TZD150F4R0B DOWNFLOW DISCHARGE</p>	<p>GTHD150G4R00A</p>  <p>PACKAGED UNIT 150.000BTU R410 460V/60HZ/3PH TRANE VOYAGER THD150G4R00A DOWNFLOW DISCHARGE</p>	<p>GTHH150G4R00A</p>  <p>PACKAGED UNIT 150.000BTU R410 460V/60HZ/3PH TRANE VOYAGER THH150G4R00A HORIZONTAL DISCHARGE</p>
<p>GTSD150F4R00A</p>  <p>PACKAGED UNIT 150.000BTU R410 460V/60HZ/3PH TRANE VOYAGER TSD150F4R00A DOWNFLOW DISCHARGE</p>	<p>GTSH150F4R0A</p>  <p>PACKAGED UNIT 150.000BTU R410 460V/60HZ/3PH TRANE VOYAGER TSH150F4R00A HORIZONTAL DISCHARGE</p>	<p>GTZH150F4R0B</p>  <p>PACKAGED UNIT 150.000BTU R410 460V/60HZ/3PH TRANE VOYAGER TZH150F4R0B HORIZONTAL DISCHARGE</p>	<p>GTHH180G3</p>  <p>PACKAGED UNIT 174.000BTU R410 220V/60HZ/3PH TRANE THH180G3</p>	<p>GEAC180A3E0</p>  <p>PACKAGED UNIT 180.000BTU R410 208-230V/60HZ/3PH FOUNDATION TRANE DOWNFLOW DISCHARGE EAC180A3E0A</p>
<p>GTZD180F3R0B</p>  <p>PACKAGED UNIT 180.000BTU R410 208-230V/60HZ/3PH TRANE VOYAGER EFLEX TZD180F3R0B DOWNFLOW DISCHARGE</p>	<p>GTHD180G3R00A</p>  <p>PACKAGED UNIT 180.000BTU R410 208-230V/60HZ/3PH TRANE VOYAGER THD180G3R00A DOWNFLOW DISCHARGE</p>	<p>GTHH180G3R00A</p>  <p>PACKAGED UNIT 180.000BTU R410 208-230V/60HZ/3PH TRANE VOYAGER THH180G3R00A HORIZONTAL DISCHARGE</p>	<p>GTSD180F3R00A</p>  <p>PACKAGED UNIT 180.000BTU R410 208-230V/60HZ/3PH TRANE VOYAGER TSD180F3R00A DOWNFLOW DISCHARGE</p>	<p>GTSH180F3R0A</p>  <p>PACKAGED UNIT 180.000BTU R410 208-230V/60HZ/3PH TRANE VOYAGER TSH180F3R00A HORIZONTAL DISCHARGE</p>



Galpa Export TRANE ROOF TOP PACKAGE AIR CONDITIONER

<p>GTZH180F3R0B</p>  <p>PACKAGED UNIT 180.000BTU R410 208-230V/60HZ/3PH TRANE VOYAGER TZH180F3R0B HORIZONTAL DISCHARGE</p>	<p>GEAC180A4E0A</p>  <p>PACKAGED UNIT 180.000BTU R410 460V/60HZ/3PH FOUNDATION TRANE DOWNFLOW DISCHARGE EAC180A4E0A</p>	<p>GTZD180F4R0B</p>  <p>PACKAGED UNIT 180.000BTU R410 460V/60HZ/3PH TRANE VOYAGER EFLEX TZD180F4R0B DOWNFLOW DISCHARGE</p>	<p>GTHD180G4R00A</p>  <p>PACKAGED UNIT 180.000BTU R410 460V/60HZ/3PH TRANE VOYAGER THD180G4R00A DOWNFLOW DISCHARGE</p>	<p>GTHH180G4R00A</p>  <p>PACKAGED UNIT 180.000BTU R410 460V/60HZ/3PH TRANE VOYAGER THH180G4R00A HORIZONTAL DISCHARGE</p>
<p>GTSD180F4R00A</p>  <p>PACKAGED UNIT 180.000BTU R410 460V/60HZ/3PH TRANE VOYAGER TSD180F4R00A DOWNFLOW DISCHARGE</p>	<p>GTSH180F4R0A</p>  <p>PACKAGED UNIT 180.000BTU R410 460V/60HZ/3PH TRANE VOYAGER TSH180F4R00A HORIZONTAL DISCHARGE</p>	<p>GTZH180F4R0B</p>  <p>PACKAGED UNIT 180.000BTU R410 460V/60HZ/3PH TRANE VOYAGER TZH180F4R0B HORIZONTAL DISCHARGE</p>	<p>GTSD200FDR</p>  <p>PACKAGED UNIT 200.000BTU R410 380-415V/50HZ/3PH TRANE VOYAGER TSD200FDR DOWNFLOW DISCHARGE RELIA TEL</p>	<p>GEAC210A3E0A</p>  <p>PACKAGED UNIT 210.000BTU R410 208-230V/60HZ/3PH FOUNDATION TRANE DOWNFLOW DISCHARGE EAC210A3E0A</p>
<p>GTZD210F3R0B</p>  <p>PACKAGED UNIT 210.000BTU R410 208-230V/60HZ/3PH TRANE VOYAGER EFLEX TZD210F3R0B DOWNFLOW DISCHARGE</p>	<p>GTHD210G3R00A</p>  <p>PACKAGED UNIT 210.000BTU R410 208-230V/60HZ/3PH TRANE VOYAGER THD210G3R00A DOWNFLOW DISCHARGE</p>	<p>GTHH210G3R00A</p>  <p>PACKAGED UNIT 210.000BTU R410 208-230V/60HZ/3PH TRANE VOYAGER THH210G3R00A HORIZONTAL DISCHARGE</p>	<p>GTSD210F3R00A</p>  <p>PACKAGED UNIT 210.000BTU R410 208-230V/60HZ/3PH TRANE VOYAGER TSD210F3R00A DOWNFLOW DISCHARGE</p>	<p>GTSH210F3R0A</p>  <p>PACKAGED UNIT 210.000BTU R410 208-230V/60HZ/3PH TRANE VOYAGER TSH210F3R00A HORIZONTAL DISCHARGE</p>
<p>GTZH210F3R0B</p>  <p>PACKAGED UNIT 210.000BTU R410 208-230V/60HZ/3PH TRANE VOYAGER TZH210F3R0B HORIZONTAL DISCHARGE</p>	<p>GEAC210A4E0A</p>  <p>PACKAGED UNIT 210.000BTU R410 460V/60HZ/3PH FOUNDATION TRANE DOWNFLOW DISCHARGE EAC210A4E0A</p>	<p>GTZD210F4R0B</p>  <p>PACKAGED UNIT 210.000BTU R410 460V/60HZ/3PH TRANE VOYAGER EFLEX TZD210F4R0B DOWNFLOW DISCHARGE</p>	<p>GTHD210G4R00A</p>  <p>PACKAGED UNIT 210.000BTU R410 460V/60HZ/3PH TRANE VOYAGER THD210G4R00A DOWNFLOW DISCHARGE</p>	<p>GTHH210G4R00A</p>  <p>PACKAGED UNIT 210.000BTU R410 460V/60HZ/3PH TRANE VOYAGER THH210G4R00A HORIZONTAL DISCHARGE</p>
<p>GTSD210F4R00A</p>  <p>PACKAGED UNIT 210.000BTU R410 460V/60HZ/3PH TRANE VOYAGER TSD210F4R00A DOWNFLOW DISCHARGE</p>	<p>GTSH210F4R0A</p>  <p>PACKAGED UNIT 210.000BTU R410 460V/60HZ/3PH TRANE VOYAGER TSH210F4R00A HORIZONTAL DISCHARGE</p>	<p>GTZH210F4R0B</p>  <p>PACKAGED UNIT 210.000BTU R410 460V/60HZ/3PH TRANE VOYAGER TZH210F4R0B HORIZONTAL DISCHARGE</p>	<p>GEAC240A3E0A</p>  <p>PACKAGED UNIT 240.000BTU R410 208-230V/60HZ/3PH FOUNDATION TRANE DOWNFLOW DISCHARGE EAC240A3E0A</p>	<p>GTHD240G3R00A</p>  <p>PACKAGED UNIT 240.000BTU R410 208-230V/60HZ/3PH TRANE VOYAGER THD240G3R00A DOWNFLOW DISCHARGE</p>
<p>GTHD300G3R00A</p>  <p>PACKAGED UNIT 240.000BTU R410 208-230V/60HZ/3PH TRANE VOYAGER THD300G3R00A DOWNFLOW DISCHARGE</p>	<p>GTHH240G3R00A</p>  <p>PACKAGED UNIT 240.000BTU R410 208-230V/60HZ/3PH TRANE VOYAGER THH240G3R00A HORIZONTAL DISCHARGE</p>	<p>GTSD240F3R00A</p>  <p>PACKAGED UNIT 240.000BTU R410 208-230V/60HZ/3PH TRANE VOYAGER TSD240F3R00A DOWNFLOW DISCHARGE</p>	<p>GTSH240F3R0A</p>  <p>PACKAGED UNIT 240.000BTU R410 208-230V/60HZ/3PH TRANE VOYAGER TSH240F3R00A HORIZONTAL DISCHARGE</p>	<p>GEAC240A4E0A</p>  <p>PACKAGED UNIT 240.000BTU R410 460V/60HZ/3PH FOUNDATION TRANE DOWNFLOW DISCHARGE EAC240A4E0A</p>



Galpa Export TRANE ROOF TOP PACKAGE AIR CONDITIONER

<p>GTGD240G4R00A</p>  <p>PACKAGED UNIT 240.000BTU R410 460V/60HZ/3PH TRANE VOYAGER THD240G4R00A DOWNFLOW DISCHARGE</p>	<p>GTHH240G4R00A</p>  <p>PACKAGED UNIT 240.000BTU R410 460V/60HZ/3PH TRANE VOYAGER THH240G4R00A HORIZONTAL DISCHARGE</p>	<p>GTSD240F4R00A</p>  <p>PACKAGED UNIT 240.000BTU R410 460V/60HZ/3PH TRANE VOYAGER TSD240F4R00A DOWNFLOW DISCHARGE</p>	<p>GTSH240F4R0A</p>  <p>PACKAGED UNIT 240.000BTU R410 460V/60HZ/3PH TRANE VOYAGER TSH240F4R00A HORIZONTAL DISCHARGE</p>	<p>GTHH240F3</p>  <p>PACKAGED UNIT 259.000BTU R410 208-230V/60HZ/3PH TRANE</p>
<p>GEAC300A3E0A</p>  <p>PACKAGED UNIT 300.000BTU R410 208-230V/60HZ/3PH FOUNDATION TRANE DOWNFLOW DISCHARGE EAC300A3E0A</p>	<p>GTGD300F3R0A</p>  <p>PACKAGED UNIT 300.000BTU R410 208-230V/60HZ/3PH TRANE THD300F3R0A VERT/D DISCHARGE</p>	<p>GTHH300G3R00A</p>  <p>PACKAGED UNIT 300.000BTU R410 208-230V/60HZ/3PH TRANE VOYAGER THH300G3R00A HORIZONTAL DISCHARGE</p>	<p>GTSD300F3R00A</p>  <p>PACKAGED UNIT 300.000BTU R410 208-230V/60HZ/3PH TRANE VOYAGER TSD300F3R00A DOWNFLOW DISCHARGE</p>	<p>GTSH300F3R0A</p>  <p>PACKAGED UNIT 300.000BTU R410 208-230V/60HZ/3PH TRANE VOYAGER TSH300F3R00A HORIZONTAL DISCHARGE</p>
<p>GEAC300A4E0A</p>  <p>PACKAGED UNIT 300.000BTU R410 460V/60HZ/3PH FOUNDATION TRANE DOWNFLOW DISCHARGE EAC300A4E0A</p>	<p>GTGD300G4R00A</p>  <p>PACKAGED UNIT 300.000BTU R410 460V/60HZ/3PH TRANE VOYAGER THD300G4R00A DOWNFLOW DISCHARGE</p>	<p>GTHH300G4R00A</p>  <p>PACKAGED UNIT 300.000BTU R410 460V/60HZ/3PH TRANE VOYAGER THH300G4R00A HORIZONTAL DISCHARGE</p>	<p>GTSD300F4R00A</p>  <p>PACKAGED UNIT 300.000BTU R410 460V/60HZ/3PH TRANE VOYAGER TSD300F4R00A DOWNFLOW DISCHARGE</p>	<p>GTSH300F4R0A</p>  <p>PACKAGED UNIT 300.000BTU R410 460V/60HZ/3PH TRANE VOYAGER TSH300F4R00A HORIZONTAL DISCHARGE</p>
<p>GTHC036E1R0A0000</p>  <p>PACKAGED UNIT 36.000BTU R410 220V/60HZ/1PH TRANE PRECEDENT THC036E1R0A0000</p>	<p>GTZC036E3R3BA</p>  <p>PACKAGED UNIT 36.000BTU R410 220V/60HZ/3PH TRANE eFLEX PRECEDENT TZC036E3R3BA</p>	<p>GTHC036E3R0A0000</p>  <p>PACKAGED UNIT 36.000BTU R410 220V/60HZ/3PH TRANE PRECEDENT THC036E3R0A0000</p>	<p>GTHC037E3R0A0000</p>  <p>PACKAGED UNIT 36.000BTU R410 220V/60HZ/3PH TRANE PRECEDENT THC037E3R0A0000</p>	<p>GTZC036E4R3BA</p>  <p>PACKAGED UNIT 36.000BTU R410 460V/60HZ/3PH TRANE eFLEX PRECEDENT TZC036E4R3BA</p>
<p>GTCH360E</p>  <p>PACKAGED UNIT 360.000BTU R410 208-230V/60HZ/3PH TRANE VOYAGER TCH360E</p>	<p>GTCH420E</p>  <p>PACKAGED UNIT 420.000BTU R410 208-230V/60HZ/3PH TRANE VOYAGER TCH420E</p>	<p>GTHC048F1R0A0000</p>  <p>PACKAGED UNIT 48.000BTU R410 220V/60HZ/1PH TRANE PRECEDENT THC048F1R0A0000</p>	<p>GTZC048F3R3BA</p>  <p>PACKAGED UNIT 48.000BTU R410 220V/60HZ/3PH TRANE eFLEX PRECEDENT TZC048F3R3BA</p>	<p>GTHC047E3R0A0000</p>  <p>PACKAGED UNIT 48.000BTU R410 220V/60HZ/3PH TRANE PRECEDENT THC047E3R0A0000</p>
<p>GTHC048F3R0A0000</p>  <p>PACKAGED UNIT 48.000BTU R410 220V/60HZ/3PH TRANE PRECEDENT THC048F3R0A0000</p>	<p>GTZC048F4R3BA</p>  <p>PACKAGED UNIT 48.000BTU R410 460V/60HZ/3PH TRANE eFLEX PRECEDENT TZC048F4R3BA</p>	<p>GTCD480BE</p>  <p>PACKAGED UNIT 480.000BTU R410 208-230V/60HZ/3PH TRANE VOYAGER TCD480BE</p>	<p>GSAHF404</p>  <p>PACKAGED UNIT 480.000BTU R410 440V/60HZ/3PH TRANE INTELLIPACK SAHF404 / SAHLF404</p>	<p>GSEHF40</p>  <p>PACKAGED UNIT 480.000BTU R410 440V/60HZ/3PH TRANE INTELLIPACK SEHF40</p>



Galpa Export












TRANE ROOF TOP PACKAGE AIR CONDITIONER

<p>GTZC060E3R0A</p>  <p>PACKAGED UNIT 60.000BTU R410 208-230V/60HZ/3PH TRANE eFLEX PRECEDENT TZC060E3R0A</p>	<p>GTHC060F1R0A0000</p>  <p>PACKAGED UNIT 60.000BTU R410 220V/60HZ/1PH TRANE PRECEDENT THC060F1R0A0000</p>	<p>GTHC060F3R0A0000</p>  <p>PACKAGED UNIT 60.000BTU R410 220V/60HZ/3PH TRANE PRECEDENT THC060F3R0A0000</p>	<p>GTHC067E3R0A0000</p>  <p>PACKAGED UNIT 60.000BTU R410 220V/60HZ/3PH TRANE PRECEDENT THC067E3R0A0000</p>	<p>GTZC060E4R3BA</p>  <p>PACKAGED UNIT 60.000BTU R410 460V/60HZ/3PH TRANE eFLEX PRECEDENT TZC060E4R3BA</p>
<p>GTCH600F</p>  <p>PACKAGED UNIT 600.000BTU R410 230V/60HZ/3PH TRANE VOYAGER TCH600F</p>	<p>GTHC067E3R</p>  <p>PACKAGED UNIT 67.000BTU R410 220V/60HZ/3PH TRANE THC067E3R</p>	<p>GTZC072F3</p>  <p>PACKAGED UNIT 69.000BTU R410 208-230V/60HZ/3PH TRANE eFLEX PRECEDENT TZC072F3</p>	<p>GTHC072F3R0A0000</p>  <p>PACKAGED UNIT 72.000BTU R410 220V/60HZ/3PH TRANE PRECEDENT THC072F3R0A0000</p>	<p>GTSC072F3E0A0000</p>  <p>PACKAGED UNIT 72.000BTU R410 220V/60HZ/3PH TRANE PRECEDENT TSC072F3E0A0000</p>
<p>GTSC072F4E0A0000</p>  <p>PACKAGED UNIT 72.000BTU R410 460V/60HZ/3PH TRANE PRECEDENT TSC072F4E0A0000</p>	<p>GTZC090F3R0A</p>  <p>PACKAGED UNIT 90.000BTU R410 208-230V/60HZ/3PH TRANE eFLEX PRECEDENT TZC090F3R0A</p>	<p>GTHC092F3E</p>  <p>PACKAGED UNIT 90.000BTU R410 220V/60HZ/3PH TRANE PRECEDENT THC092F3E (DUAL CIRCUIT)</p>	<p>GTSC090E3E0A0000</p>  <p>PACKAGED UNIT 90.000BTU R410 220V/60HZ/3PH TRANE PRECEDENT TSC090E3E0A0000</p>	<p>GTSC090F3E0A0000</p>  <p>PACKAGED UNIT 90.000BTU R410 220V/60HZ/3PH TRANE PRECEDENT TSC090F3E0A0000</p>
<p>GTSC092F3E0A0000</p>  <p>PACKAGED UNIT 90.000BTU R410 220V/60HZ/3PH TRANE PRECEDENT TSC092F3E0A0000 (DUAL COMPRESSOR)</p>	<p>GTSC090F4E0A0000</p>  <p>PACKAGED UNIT 90.000BTU R410 460V/60HZ/3PH TRANE PRECEDENT TSC090F4E0A0000</p>	<p>GTHC092F3R</p>  <p>PACKAGED UNIT 92.000BTU R410 220V/60HZ/3PH TRANE PRECEDENT THC092F3R (DUAL CIRCUIT)</p>	<p>GTHC092F3R0A0000</p>  <p>PACKAGED UNIT 92.000BTU R410 220V/60HZ/3PH TRANE PRECEDENT THC092F3R0A0000</p>	<p>GTSC092F4E0A0000</p>  <p>PACKAGED UNIT 92.000BTU R410 460V/60HZ/3PH TRANE PRECEDENT TSC092F4E0A0000</p>
<p>G4TCC4024A1000A</p>  <p>PACKAGED UNIT TRANE 24.000BTU R410 208-230V/60HZ/1PH 4TCC4024A1000A IMPACK SEER14</p>	<p>G4TCC4030A1000A</p>  <p>PACKAGED UNIT TRANE 30.000BTU R410 208-230V/60HZ/1PH 4TCC4030A1000A IMPACK SEER14</p>	<p>G4TCC4036A1000A</p>  <p>PACKAGED UNIT TRANE 36.000BTU R410 208-230V/60HZ/1PH 4TCC4036A1000A IMPACK SEER14</p>	<p>G4TCC3036A3000A</p>  <p>PACKAGED UNIT TRANE 36.000BTU R410 208-230V/60HZ/3PH 4TCC3036A3000A IMPACK SEER13</p>	<p>G4TCX3036A3000A</p>  <p>PACKAGED UNIT TRANE 36.000BTU R410 208-230V/60HZ/3PH 4TCX3036A3000A IMPACK SEER13</p>
<p>G4TCY4036B3000A</p>  <p>PACKAGED UNIT TRANE 36.000BTU R410 208-230V/60HZ/3PH 4TCY4036B3000A IMPACK SEER14</p>	<p>G4TCC3036A4000A</p>  <p>PACKAGED UNIT TRANE 36.000BTU R410 460V/60HZ/3PH 4TCC4036A4 IMPACT SEER14</p>	<p>G4TCX3036A4000A</p>  <p>PACKAGED UNIT TRANE 36.000BTU R410 460V/60HZ/3PH 4TCX3036A4000A IMPACK SEER13</p>	<p>G4TCC4042A1000A</p>  <p>PACKAGED UNIT TRANE 42.000BTU R410 208-230V/60HZ/1PH 4TCC4042A1000A IMPACK SEER14</p>	<p>G4TCC4048A1000A</p>  <p>PACKAGED UNIT TRANE 48.000BTU R410 208-230V/60HZ/1PH 4TCC4048A1000A IMPACK SEER14</p>



Galpa Export

TRANE ROOF TOP PACKAGE AIR CONDITIONER

<p>G4TCC3048A3000A</p>  <p>PACKAGED UNIT TRANE 48.000BTU R410 208-230V/60HZ/3PH 4TCC3048A3000A IMPACK SEER13</p>	<p>G4TCX3048A3000A</p>  <p>PACKAGED UNIT TRANE 48.000BTU R410 208-230V/60HZ/3PH 4TCX3048A3000A IMPACK SEER13</p>	<p>G4TCY4048B3000A</p>  <p>PACKAGED UNIT TRANE 48.000BTU R410 208-230V/60HZ/3PH 4TCY4048B3000A IMPACK SEER14</p>	<p>G4TCC3048A4000A</p>  <p>PACKAGED UNIT TRANE 48.000BTU R410 460V/60HZ/3PH 4TCC4048A4 IMPACT SEER14</p>	<p>G4TCX3048A4000A</p>  <p>PACKAGED UNIT TRANE 48.000BTU R410 460V/60HZ/3PH 4TCX3048A4000A IMPACK SEER13</p>
<p>GEBC048A4</p> <p>PACKAGED UNIT TRANE 48.000BTU R410 460V/60HZ/3PH EBC048A4E0A FOUNDATION SEER14</p>	<p>G4TCC4060A1000A</p>  <p>PACKAGED UNIT TRANE 60.000BTU R410 208-230V/60HZ/1PH 4TCC4060A1000A IMPACK SEER14</p>	<p>G4TCC3060A3000A</p>  <p>PACKAGED UNIT TRANE 60.000BTU R410 208-230V/60HZ/3PH 4TCC3060A3000A IMPACK SEER13</p>	<p>G4TCX3060A3000A</p>  <p>PACKAGED UNIT TRANE 60.000BTU R410 208-230V/60HZ/3PH 4TCX3060A3000A IMPACK SEER13</p>	<p>G4TCY4060A3000A</p>  <p>PACKAGED UNIT TRANE 60.000BTU R410 208-230V/60HZ/3PH 4TCY4060A3000A IMPACK SEER14</p>
<p>G4TCC3060A4000A</p>  <p>PACKAGED UNIT TRANE 60.000BTU R410 460V/60HZ/3PH 4TCC4060A4 IMPACT SEER14</p>	<p>G4TCX3060A4000A</p>  <p>PACKAGED UNIT TRANE 60.000BTU R410 460V/60HZ/3PH 4TCX3060A4000A IMPACK SEER13</p>	<p>GEBC060A4</p> <p>PACKAGED UNIT TRANE 60.000BTU R410 460V/60HZ/3PH EBC060A4E0A FOUNDATION SEER14</p>	<p>GBAYCURB027B</p> <p>ROOFCURB KIT TRANE BAYCURB027B</p>	