




















# Galpa Export TRANE CONDENSING UNITS

<p><b>GRAUJC30FB</b></p> <p>CONDENSER AIR COOLED 30TON 230V/60HZ/3PH R410 NO CONTROL TRANE RAUJC30FB</p>	<p><b>GRAUC30</b></p> <p>CONDENSING UNIT 360.000 BTU 230V/60HZ/3PH TRANE R410 RAUC30</p>	<p><b>GRAUJC30F</b></p>  <p>CONDENSING UNIT 360.000 BTU 230V/60HZ/3PH TRANE R410 RAUJC30F</p>	<p><b>GRAUC40</b></p> <p>CONDENSING UNIT 480.000 BTU 460V/60HZ/3PH TRANE R410 RAUC40</p>	<p><b>GRAUJC404</b></p> <p>CONDENSING UNIT 480.000 BTU 460V/60HZ/3PH TRANE R410 RAUJC404</p>
<p><b>G4TXU2018A10N</b></p>  <p>HORIZONTAL COND. 18.000BTU TRANE U-MATCH R410 COOLING/HEATING 200-230V/60HZ/PH 4TXU2018A10N INVERTER (ONLY WITH 4UX) AHR/ETL</p>	<p><b>G4TTK0524D1000AL</b></p> <p>HORIZONTAL COND. 24.000BTU TRANE U-MATCH R410 200-230V/60HZ/PH 4TTK0524D1000AL FIX SPEED (ONLY WITH 2MCC0524C10R0AL)</p>	<p><b>G4TXU2024A10N</b></p>  <p>HORIZONTAL COND. 24.000BTU TRANE U-MATCH R410 COOLING/HEATING 200-230V/60HZ/PH 4TXU2024A10N INVERTER (ONLY WITH 4UX) AHR/ETL</p>	<p><b>G4TTK0536D1000AL</b></p>  <p>HORIZONTAL COND. 36.000BTU TRANE U-MATCH R410 200-230V/60HZ/PH 4TTK0536D1000AL FIX SPEED (ONLY WITH 2MCC0536C10R0AL)</p>	<p><b>G4TXU2036A10N</b></p>  <p>HORIZONTAL COND. 36.000BTU TRANE U-MATCH R410 COOLING/HEATING 200-230V/60HZ/PH 4TXU2036A10N INVERTER (ONLY WITH 4UX) AHR/ETL</p>
<p><b>G4TTK0548D1000AL</b></p>  <p>HORIZONTAL COND. 48.000BTU TRANE U-MATCH R410 200-230V/60HZ/PH 4TTK0548D1000AL FIX SPEED (ONLY WITH 2MCC0548C10R0AL)</p>	<p><b>G4TXU2048A10N</b></p>  <p>HORIZONTAL COND. 48.000BTU TRANE U-MATCH R410 COOLING/HEATING 200-230V/60HZ/PH 4TXU2048A10N INVERTER (ONLY WITH 4UX) AHR/ETL</p>	<p><b>G4TTK0560D1000AL</b></p>  <p>HORIZONTAL COND. 60.000BTU TRANE U-MATCH R410 200-230V/60HZ/PH 4TTK0560D1000AL FIX SPEED (ONLY WITH 2MCC0560C10R0AL)</p>	<p><b>GTXVUMKIT36</b></p> <p>TXV KIT EXPANSION VALVE 36.000BTU GTXVUMKIT36 (FOR 4TYK6536D1000AL)</p>	<p><b>GTXVUMKIT48</b></p> <p>TXV KIT EXPANSION VALVE 48.000BTU GTXVUMKIT48 (FOR 4TYK6548D1000AL)</p>
<p><b>GTXVUMKIT60</b></p> <p>TXV KIT EXPANSION VALVE 60.000BTU GTXVUMKIT60 (FOR 4TYK6560D1000AL)</p>	<p><b>G4TTB3024D1000A</b></p> <p>VERTICAL COND. 24.000BTU SEER13 R410 208-230V/60HZ/1PH TRANE</p>	<p><b>G4TTB3024E1000A</b></p>  <p>VERTICAL COND. 24.000BTU XB13 TRANE SEER13 R410 208-230V/60HZ/1PH 4TTB3024E1000A</p>	<p><b>G4TTB6024A1000A</b></p>  <p>VERTICAL COND. 24.000BTU XB16 TRANE SEER16 R410 208-230V/60HZ/1PH 4TTB6024A1000A</p>	<p><b>G4TTX6024H1000A</b></p>  <p>VERTICAL COND. 24.000BTU XL16i TRANE SEER16 R410 208-230V/60HZ/1PH 4TTX6024H1000A</p>
<p><b>G4TTX8024A1000A</b></p>  <p>VERTICAL COND. 24.000BTU XL18i DUAL STAGE TRANE SEER18 R410 208-230V/60HZ/1PH 4TTX8024A1000A</p>	<p><b>G4TTZ0024A1000A</b></p>  <p>VERTICAL COND. 24.000BTU XL20i COMMUNICATING DUAL STAGE TRANE SEER20 R410 208-230V/60HZ/1PH 4TTZ0024A1000A</p>	<p><b>G4TTR3024H1</b></p>  <p>VERTICAL COND. 24.000BTU XR13 TRANE SEER14.5 R410 208-230V/60HZ/1PH 4TTR3024H1000A</p>	<p><b>G4TTR4024L1</b></p>  <p>VERTICAL COND. 24.000BTU XR14 TRANE SEER15.5 R410 208-230V/60HZ/1PH 4TTR4024L1</p>	<p><b>G4TTR6024B1</b></p>  <p>VERTICAL COND. 24.000BTU XR16 TRANE SEER17 R410 208-230V/60HZ/1PH 4TTR6024B1</p>
<p><b>G4TTV0024A1000A</b></p>  <p>VERTICAL COND. 24.000BTU XV20i INVERTER TRANE SEER21 R410 208-230V/60HZ/1PH 4TTV0036A1000A</p>	<p><b>G4TTR3030G1</b></p> <p>VERTICAL COND. 30.000BTU XR13 TRANE SEER14 R410 208-230V/60HZ/1PH 4TTR3030H100A</p>	<p><b>G4TTX6036E1000A</b></p>  <p>VERTICAL COND. 36.000BTU SEER16 R410 208-230V/60HZ/1PH TRANE</p>	<p><b>G4TTA3036A3000B</b></p>  <p>VERTICAL COND. 36.000BTU TRANE SEER13 R410 200-230V/60HZ/3PH 4TTA3036A3 / 4TTA3036B3</p>	<p><b>G4TTA3036A4000B</b></p>  <p>VERTICAL COND. 36.000BTU TRANE SEER13 R410 460V/60HZ/3PH 4TTA3036A4 / 4TTA3036A4</p>

# Galpa Export TRANE CONDENSING UNITS










<p><b>G4TTB3036E1000A</b></p>  <p>VERTICAL COND. 36.000BTU XB13 TRANE SEER13 R410 208-230V/60HZ/1PH 4TTB3036E1000A</p>	<p><b>G4TTB6036A1000A</b></p>  <p>VERTICAL COND. 36.000BTU XB16 TRANE SEER16 R410 208-230V/60HZ/1PH 4TTB6036A1000A</p>	<p><b>G4TTX6036H1000A</b></p>  <p>VERTICAL COND. 36.000BTU XL16i TRANE SEER16 R410 208-230V/60HZ/1PH 4TTX6036H1000A</p>	<p><b>G4TTX8036A1000A</b></p>  <p>VERTICAL COND. 36.000BTU XL18i DUAL STAGE TRANE SEER18 R410 208-230V/60HZ/1PH 4TTX8036A1000A</p>	<p><b>G4TTZ0036A1000A</b></p>  <p>VERTICAL COND. 36.000BTU XL20i COMMUNICATING DUAL STAGE TRANE SEER20 R410 208-230V/60HZ/1PH 4TTZ0036A1000A</p>
<p><b>G4TTR3036G1</b></p>  <p>VERTICAL COND. 36.000BTU XR13 TRANE SEER14.5 R410 208-230V/60HZ/1PH 4TTR3036G100A</p>	<p><b>G4TTR4036L1</b></p>  <p>VERTICAL COND. 36.000BTU XR14 TRANE SEER15.5 R410 208-230V/60HZ/1PH 4TTR4036L1</p>	<p><b>G4TTR6036B1</b></p>  <p>VERTICAL COND. 36.000BTU XR16 TRANE SEER17 R410 208-230V/60HZ/1PH 4TTR6036B1</p>	<p><b>G4TTV0036A1000A</b></p>  <p>VERTICAL COND. 36.000BTU XV20i INVERTER TRANE SEER21 R410 208-230V/60HZ/1PH 4TTV0036A1000A</p>	<p><b>G4TTX6048E1000A</b></p>  <p>VERTICAL COND. 48.000BTU SEER16 R410 208-230V/60HZ/1PH TRANE</p>
<p><b>G4TTA3048D3000B</b></p>  <p>VERTICAL COND. 48.000BTU TRANE SEER13 R410 200-230V/60HZ/3PH 4TTA3048D3000B</p>	<p><b>G4TTA3048A4000B</b></p>  <p>VERTICAL COND. 48.000BTU TRANE SEER13 R410 460V/60HZ/3PH 4TTA3048A4000B</p>	<p><b>G4TTB3048D1000B</b></p>  <p>VERTICAL COND. 48.000BTU XB13 TRANE SEER13 R410 208-230V/60HZ/1PH 4TTB3048D1000B</p>	<p><b>G4TTB6048A1000A</b></p>  <p>VERTICAL COND. 48.000BTU XB16 TRANE SEER16 R410 208-230V/60HZ/1PH 4TTB6048A1000A</p>	<p><b>G4TTX6048H1000A</b></p>  <p>VERTICAL COND. 48.000BTU XL16i TRANE SEER16 R410 208-230V/60HZ/1PH 4TTX6048H1000A</p>
<p><b>G4TTX8048A1000A</b></p>  <p>VERTICAL COND. 48.000BTU XL18i DUAL STAGE TRANE SEER18 R410 208-230V/60HZ/1PH 4TTX8048A1000A</p>	<p><b>G4TTZ0048A1000A</b></p>  <p>VERTICAL COND. 48.000BTU XL20i COMMUNICATING DUAL STAGE TRANE SEER20 R410 208-230V/60HZ/1PH 4TTZ0048A1000A</p>	<p><b>G4TTR3048D1</b></p>  <p>VERTICAL COND. 48.000BTU XR13 TRANE SEER14.5 R410 208-230V/60HZ/1PH 4TTR3048D1000A</p>	<p><b>G4TTR4048L1</b></p>  <p>VERTICAL COND. 48.000BTU XR14 TRANE SEER15.5 R410 208-230V/60HZ/1PH 4TTR4048L1</p>	<p><b>G4TTR6048B1</b></p>  <p>VERTICAL COND. 48.000BTU XR16 TRANE SEER17 R410 208-230V/60HZ/1PH 4TTR6048B1</p>
<p><b>G4TTV0048A1000A</b></p>  <p>VERTICAL COND. 48.000BTU XV20i INVERTER TRANE SEER21 R410 208-230V/60HZ/1PH 4TTV0048A1000A</p>	<p><b>G4TTX6060E1000A</b></p>  <p>VERTICAL COND. 60.000BTU SEER16 R410 208-230V/60HZ/1PH TRANE</p>	<p><b>G4TTA3060B4000B</b></p>  <p>VERTICAL COND. 60.000BTU TRANE SEER13 R410 460V/60HZ/3PH 4TTA3060B4000B</p>	<p><b>G4TTA3060D3000B</b></p>  <p>VERTICAL COND. 60.000BTU TRANE SEER14.5 R410 200-230V/60HZ/3PH 4TTA3060D3000B / 4TTA3060D3000C</p>	<p><b>G4TTB3060D1000B</b></p>  <p>VERTICAL COND. 60.000BTU XB13 TRANE SEER13 R410 200-230V/60HZ/1PH 4TTB3060D1000B</p>
<p><b>G4TTB6060A1000A</b></p>  <p>VERTICAL COND. 60.000BTU XB16 TRANE SEER16 R410 208-230V/60HZ/1PH 4TTB6060A1000A</p>	<p><b>G4TTX6060H1000A</b></p>  <p>VERTICAL COND. 60.000BTU XL16i TRANE SEER16 R410 208-230V/60HZ/1PH 4TTX6060H1000A</p>	<p><b>G4TTX8060A1000A</b></p>  <p>VERTICAL COND. 60.000BTU XL18i DUAL STAGE TRANE SEER18 R410 208-230V/60HZ/1PH 4TTX8060A1000A</p>	<p><b>G4TTZ0060A1000A</b></p>  <p>VERTICAL COND. 60.000BTU XL20i COMMUNICATING DUAL STAGE TRANE SEER20 R410 208-230V/60HZ/1PH 4TTZ0060A1000A</p>	<p><b>G4TTR3060D1</b></p>  <p>VERTICAL COND. 60.000BTU XR13 TRANE SEER14.5 R410 208-230V/60HZ/1PH 4TTR3060D1000B</p>

# Galpa Export TRANE CONDENSING UNITS

<p><b>G4TTR4060L1</b></p>  <p>VERTICAL COND. 60.000BTU XR14 TRANE SEER15.5 R410 208-230V/60HZ/1PH 4TTR4060L1</p>	<p><b>G4TTR6061C1</b></p>  <p>VERTICAL COND. 60.000BTU XR16 TRANE SEER17 R410 208-230V/60HZ/1PH 4TTR6061C1</p>	<p><b>G4TTV8060A1</b></p>  <p>VERTICAL COND. 60.000BTU XV18i INVERTER TRANE SEER18 R410 208-230V/60HZ/1PH 4TTV8060A1000B</p>	<p><b>G4TTV0060A1000A</b></p>  <p>VERTICAL COND. 60.000BTU XV20i INVERTER TRANE SEER21 R410 208-230V/60HZ/1PH 4TTV0060A1000A / 4TTV0060A1000B</p>	<p><b>GTTA090D300A</b></p>  <p>VERTICAL COND. 90.000BTU R410 208-230V/60HZ/3PH TRANE TTA090G300A</p>
<p><b>GTTA090D400A</b></p>  <p>VERTICAL COND. 90.000BTU R410 460V/60HZ/3PH TRANE TTA090G400A</p>	<p><b>GTTA120A300G</b></p>  <p>VERTICAL COND. 120.000BTU R22 208-230V/60HZ/3PH TRANE TTA120A300G</p>	<p><b>GTTA120D300A</b></p>  <p>VERTICAL COND. 120.000BTU R410 208-230V/60HZ/3PH TRANE TTA120</p>	<p><b>GTTA120F3</b></p>  <p>VERTICAL COND. 120.000BTU R410 208-230V/60HZ/3PH TRANE TTA120 (MANIFOLD)</p>	<p><b>GTTA120E3</b></p>  <p>VERTICAL COND. 120.000BTU R410 230V/60HZ/3PH TRANE TTA120 (DUAL CIRCUIT)</p>
<p><b>GTTA120D400A</b></p>  <p>VERTICAL COND. 120.000BTU R410 460V/60HZ/3PH TRANE TTA120</p>	<p><b>GTTA120F4</b></p>  <p>VERTICAL COND. 120.000BTU R410 460V/60HZ/3PH TRANE TTA120 (MANIFOLD)</p>	<p><b>GTTA120E4</b></p>  <p>VERTICAL COND. 120.000BTU R410 460V/60HZ/3PH TRANE TTA120E (DUAL CIRCUIT)</p>	<p><b>GTTA126HD00A</b></p>  <p>VERTICAL COND. 125.000BTU R410 380-415V/50HZ/3PH TRANE TTA126HD00A</p>	<p><b>GTTA150E300A</b></p>  <p>VERTICAL COND. 150.000BTU R410 208-230V/60HZ/3PH TRANE TTA150H300A (DUAL CIRCUIT)</p>
<p><b>GTTA150E4</b></p>  <p>VERTICAL COND. 150.000BTU R410 460V/60HZ/3PH TRANE TTA150E4 (DUAL CIRCUIT)</p>	<p><b>GTTA180B300G</b></p>  <p>VERTICAL COND. 180.000BTU R22 208-230V/60HZ/3PH TRANE TTA180B300G</p>	<p><b>GTTA180E300A</b></p>  <p>VERTICAL COND. 180.000BTU R410 208-230V/60HZ/3PH TRANE TTA180 (DUAL CIRCUIT)</p>	<p><b>GTTA180F3</b></p>  <p>VERTICAL COND. 180.000BTU R410 220V/60HZ/3PH TRANE TTA180 (MANIFOLD)</p>	<p><b>GTTA180E400A</b></p>  <p>VERTICAL COND. 180.000BTU R410 460V/60HZ/3PH TRANE TTA180 (DUAL CIRCUIT)</p>
<p><b>GTTA180F4</b></p>  <p>VERTICAL COND. 180.000BTU R410 460V/60HZ/3PH TRANE TTA180 (MANIFOLD)</p>	<p><b>G4TTM3024A1000B</b></p>  <p>VERTICAL COND. 24.000 BTU XB300 TRANE SEER13 R410 208-230V/60HZ/1PH 4TTM3024A1000B</p>	<p><b>GTTA240E300A</b></p>  <p>VERTICAL COND. 240.000BTU R410 208-230V/60HZ/3PH TRANE TTA240 (DUAL CIRCUIT)</p>	<p><b>GTTA240F3</b></p>  <p>VERTICAL COND. 240.000BTU R410 208-230V/60HZ/3PH TRANE TTA240 (MANIFOLD)</p>	<p><b>GTWA240E30RB</b></p>  <p>VERTICAL COND. 240.000BTU R410 208-230V/60HZ/3PH TRANE TWA240E30RB DUAL COMPRESSORS, HEAT PUMP</p>
<p><b>GTTA240F4</b></p>  <p>VERTICAL COND. 240.000BTU R410 460V/60HZ/3PH TRANE TTA240 (MANIFOLD)</p>	<p><b>GTTA240E4</b></p>  <p>VERTICAL COND. 240.000BTU R410 460V/60HZ/3PH TRANE TTA240E4 (DUAL CIRCUIT)</p>	<p><b>TTA240J4</b></p>  <p>VERTICAL COND. 240.000BTU R410 460V/60HZ/3PH TRANE TTA240J4 (DUAL MANIFOLD)</p>	<p><b>GTTA240J4</b></p>  <p>VERTICAL COND. 240.000BTU R410 460V/60HZ/3PH TRANE TTA240J4 (DUAL MANIFOLD)</p>	<p><b>GTTA251FD00</b></p>  <p>VERTICAL COND. 250.000BTU R410 380-415V/50HZ/3PH TRANE TTA251FD00A</p>



# Galpa Export TRANE CONDENSING UNITS

<p><b>GTTA300F3</b></p>  <p>VERTICAL COND. 300.000BTU R410 208-230V/60HZ/3PH TRANE TTA300 (MANIFOLD)</p>	<p><b>GTTA300J300A</b></p>  <p>VERTICAL COND. 300.000BTU R410 208-230V/60HZ/3PH TRANE TTA300J300A (DUAL MANIFOLD)</p>	<p><b>GTTA300F4</b></p>  <p>VERTICAL COND. 300.000BTU R410 460V/60HZ/3PH TRANE TTA300 (MANIFOLD)</p>	<p><b>GTTA300J400A</b></p>  <p>VERTICAL COND. 300.000BTU R410 460V/60HZ/3PH TRANE TTA300J400A (DUAL MANIFOLD)</p>	<p><b>G4TTM3036A1000B</b></p>  <p>VERTICAL COND. 36.000 BTU XB300 TRANE SEER13 R410 208-230V/60HZ/1PH 4TTM3036A1000B</p>
<p><b>G4TTB3036D1000A</b></p>  <p>VERTICAL COND. 36.000BTU SEER13 R410 208-230V/60HZ/1PH TRANE</p>	<p><b>G4TYK6536D1000AL</b></p>  <p>VERTICAL COND. 36.000BTU TRANE U-MATCH R410 200-230V/60HZ/PH 4TYK6536D1000AL INVERTER (ONLY WITH 2MCC0536C10R0AL) WITH OUT</p>	<p><b>G4TTM3048A1000B</b></p>  <p>VERTICAL COND. 48.000 BTU XB300 TRANE SEER13 R410 208-230V/60HZ/1PH 4TTM3048A1000B</p>	<p><b>G4TTB3048D1000A</b></p>  <p>VERTICAL COND. 48.000BTU SEER13 R410 208-230V/60HZ/1PH TRANE</p>	<p><b>G4TYK6548D1000AL</b></p>  <p>VERTICAL COND. 48.000BTU TRANE U-MATCH R410 200-230V/60HZ/PH 4TYK6548D1000AL INVERTER (ONLY WITH 2MCC0548C10R0AL) WITH OUT</p>
<p><b>G4TTM3060A1000B</b></p>  <p>VERTICAL COND. 60.000 BTU XB300 TRANE SEER13 R410 208-230V/60HZ/1PH 4TTM3060A1000B</p>	<p><b>G4TTB3060D1000A</b></p>  <p>VERTICAL COND. 60.000BTU SEER13 R410 208-230V/60HZ/1PH TRANE</p>	<p><b>G4TYK6560D1000AL</b></p>  <p>VERTICAL COND. 60.000BTU TRANE U-MATCH R410 200-230V/60HZ/PH 4TYK6560D1000AL INVERTER (ONLY WITH 2MCC0560C10R0AL) WITH OUT</p>		